



■ Vers. C01

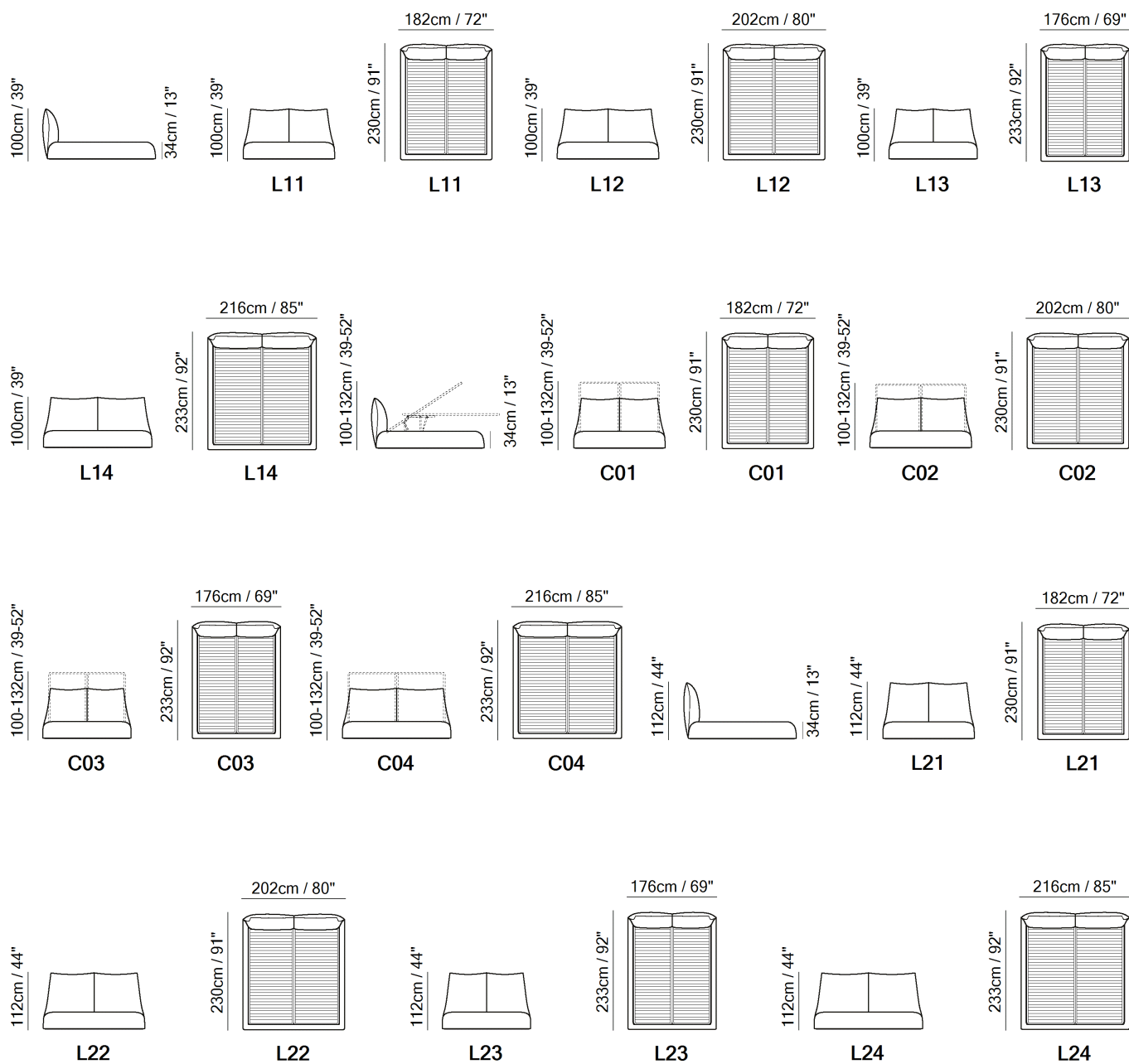


■ Vers. C01








■ Vers. L21

SCHEMATICS



TECHNICAL INFORMATION

	COVERING	Leather <input checked="" type="checkbox"/>	Soft Cover <input checked="" type="checkbox"/>				
	FILLING	Arms	<input type="checkbox"/> Fiber <input type="checkbox"/> Foam <input type="checkbox"/> Feather/Fiber Mix <input type="checkbox"/> Feather	Seat cushion	<input type="checkbox"/> Fiber <input type="checkbox"/> Foam <input type="checkbox"/> Feather/Fiber Mix <input type="checkbox"/> Feather	Back cushion	<input type="checkbox"/> Fiber <input type="checkbox"/> Foam <input type="checkbox"/> Feather/Fiber Mix <input type="checkbox"/> Feather
	COMFORT	Standard Comfort <input checked="" type="checkbox"/>	Firm Comfort <input type="checkbox"/>				
	FUNCTION	Bed <input type="checkbox"/>	Electric motion <input type="checkbox"/>	Motion <input type="checkbox"/>	Recliner <input type="checkbox"/>	Sliding <input type="checkbox"/>	
	LEGS	Wood <input type="checkbox"/>	Metal <input type="checkbox"/>	Plastic <input type="checkbox"/>	Castors <input type="checkbox"/>	Upholstered <input type="checkbox"/>	

NOTES

- Available in leather (TG only) or fabric.
- Double movement mechanism to re-position the mesh: horizontal (to easily reposition the linen) or 45° position (for a practical storage solution)
- The standard versions (no storage) of the beds are available with 2 different mesh positions (higher or lower): the gap between the 2 different level is about 2 inch / 5cm
- Bed with storage option (vers. C0..)
- Bed with split mesh in different sizes.
- MESH DIMENSION:
- Vers. C01/L11: 160 x 200 cm (63 x 79 inch)
- Vers. C02/L12: 180 x 200 cm (71 x 79 inch)
- Vers. C03/L13: 153 x 203 cm (US Queen Size = 61 x 81 inch)
- Vers. C04/L14: 193 x 203 cm (US King Size = 77 x 81 inch)

NOTES



■ Vers. C01

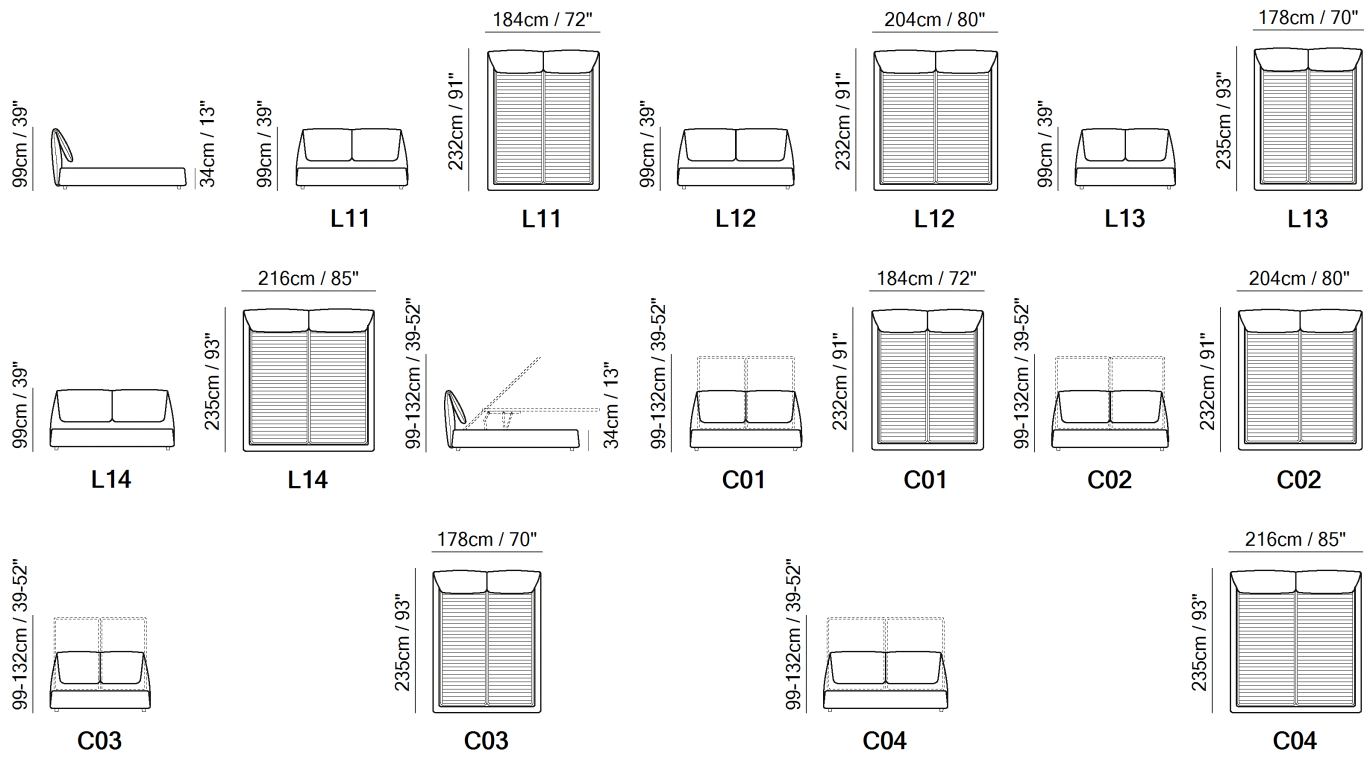


■ Vers. C01








■ Vers. C01

SCHEMATICS



TECHNICAL INFORMATION

	COVERING	Leather <input checked="" type="checkbox"/>	Soft Cover <input checked="" type="checkbox"/>				
	FILLING	Arms	<input type="checkbox"/> Fiber <input type="checkbox"/> Foam <input type="checkbox"/> Feather/Fiber Mix <input type="checkbox"/> Feather	Seat cushion	<input type="checkbox"/> Fiber <input type="checkbox"/> Foam <input type="checkbox"/> Feather/Fiber Mix <input type="checkbox"/> Feather	Back cushion	<input type="checkbox"/> Fiber <input type="checkbox"/> Foam <input type="checkbox"/> Feather/Fiber Mix <input type="checkbox"/> Feather
	COMFORT	Standard Comfort <input checked="" type="checkbox"/>	Firm Comfort <input type="checkbox"/>				
	FUNCTION	Bed <input type="checkbox"/>	Electric motion <input type="checkbox"/>	Motion <input type="checkbox"/>	Recliner <input type="checkbox"/>	Sliding <input type="checkbox"/>	
	LEGS	Wood <input type="checkbox"/>	Upholstered <input type="checkbox"/>	Castors <input type="checkbox"/>	Plastic <input type="checkbox"/>	Metal <input type="checkbox"/>	

NOTES

- Available in leather (TG only) or fabric.
- Double movement mechanism to re-position the mesh: horizontal (to easily reposition the linen) or 45° position (for a practical storage solution)
- Bed with storage option (vers. C0..)
- The standard versions (no storage) of the beds are available with 2 different mesh positions (higher or lower): the gap between the 2 different level is about 2 inch / 5cm
- Bed with split mesh in different sizes.
- MESH DIMENSION:
- Vers. C01/L11: 160 x 200 cm (63 x 79 inch)
- Vers. C02/L12: 180 x 200 cm (71 x 79 inch)
- Vers. C03/L13: 153 x 203 cm (US Queen Size = 61 x 81 inch)
- Vers. C04/L14: 193 x 203 cm (US King Size = 77 x 81 inch)

NOTES



■ Vers. L12




■ Vers. L12








■ Vers. L12

SCHEMATICS



TECHNICAL INFORMATION

	COVERING	Mix <input checked="" type="checkbox"/>	Leather <input checked="" type="checkbox"/>	Soft Cover <input checked="" type="checkbox"/>		
	FILLING	Arms	<input type="checkbox"/> Fiber <input type="checkbox"/> Foam <input type="checkbox"/> Feather/Fiber Mix <input type="checkbox"/> Feather	Seat cushion	<input type="checkbox"/> Fiber <input type="checkbox"/> Foam <input type="checkbox"/> Feather/Fiber Mix <input type="checkbox"/> Feather	Back cushion <input type="checkbox"/> Fiber <input type="checkbox"/> Foam <input type="checkbox"/> Feather/Fiber Mix <input type="checkbox"/> Feather
	COMFORT	Standard Comfort <input checked="" type="checkbox"/>	Firm Comfort <input type="checkbox"/>			
	FUNCTION	Bed <input type="checkbox"/>	Electric motion <input type="checkbox"/>	Motion <input type="checkbox"/>	Recliner <input type="checkbox"/>	Sliding <input type="checkbox"/>
	LEGS	Wood <input type="checkbox"/>	Metal <input checked="" type="checkbox"/>	Plastic <input type="checkbox"/>	Castors <input type="checkbox"/>	Upholstered <input type="checkbox"/>

NOTES

- Available in leather (TG only), fabric and mix
- LEATHER/FABRIC MIX CATEGORIES are based on the STARTING PRICE CATEGORY OF LEATHER combined with fabric = 1B (cat. 15 + fabric) - 2A (cat. 20 ...) - 2B (cat. 25 ...) - 3A (cat. 30 ...)
- Bed with split mesh in different sizes.
- MESH DIMENSION:
- Vers. L11: 160 x 200 cm (63 x 79 inch)
- Vers. L12: 180 x 200 cm (71 x 79 inch)
- Vers. L13: 153 x 203 cm (US Queen Size = 61 x 81 inch)
- Vers. L14: 193 x 203 cm (US King Size = 77 x 81 inch)
- Metal legs available with brushed brass (70) or black chromed (78) finishing.
- The bed must be ordered always with 2 coverings.
- LEATHER/FABRIC MIX:
- 1° COV (Leather): Frame and headboard
- 2° COV (Fabric): Headboard and frame detail
- LEATHER:
- 1° COV (Leather): Frame, front panel of the headboard
- 2° COV (Leather): Headboard and frame detail (same category as 1° Cov)
- FABRIC:
- 1° COV (Fabric): Frame, front panel of the headboard
- 2° COV (Leather/Fabric): Headboard or frame detail (in case of leather, only art. Lemans)

NOTES



■ Vers. L12

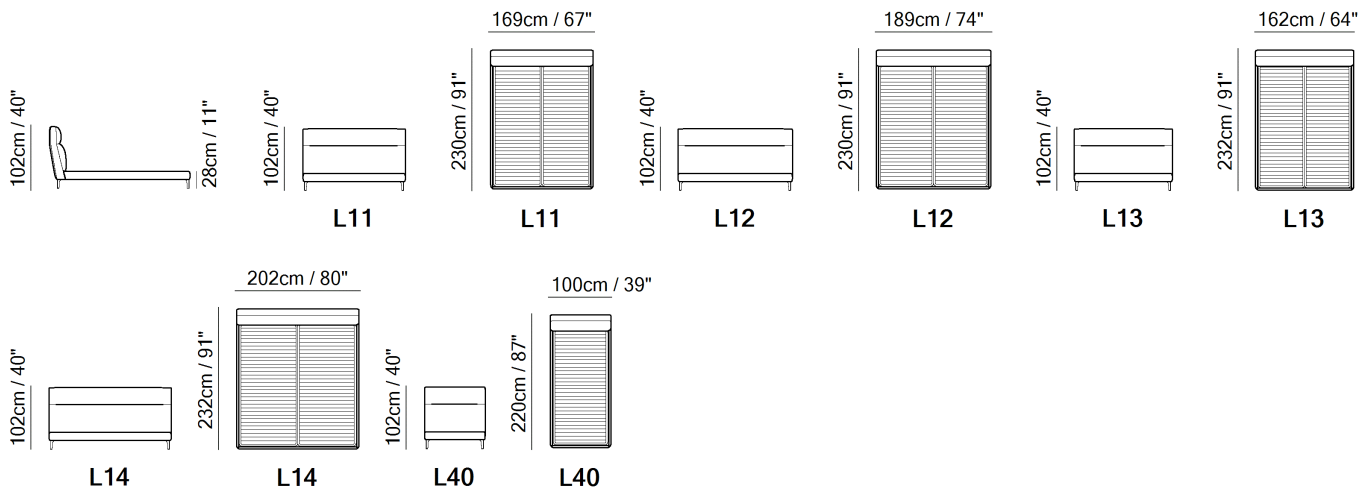


■ Vers. L12








■ Vers. L40

SCHEMATICS



TECHNICAL INFORMATION

	COVERING	Leather <input checked="" type="checkbox"/>	Soft Cover <input checked="" type="checkbox"/>				
	FILLING	Arms	<input type="checkbox"/> Fiber <input type="checkbox"/> Foam <input type="checkbox"/> Feather/Fiber Mix <input type="checkbox"/> Feather	Seat cushion	<input type="checkbox"/> Fiber <input type="checkbox"/> Foam <input type="checkbox"/> Feather/Fiber Mix <input type="checkbox"/> Feather	Back cushion	<input type="checkbox"/> Fiber <input type="checkbox"/> Foam <input type="checkbox"/> Feather/Fiber Mix <input type="checkbox"/> Feather
	COMFORT	Standard Comfort <input checked="" type="checkbox"/>	Firm Comfort <input type="checkbox"/>				
	FUNCTION	Bed <input type="checkbox"/>	Electric motion <input type="checkbox"/>	Motion <input type="checkbox"/>	Recliner <input type="checkbox"/>	Sliding <input type="checkbox"/>	
	LEGS	Wood <input type="checkbox"/>	Upholstered <input type="checkbox"/>	Castors <input type="checkbox"/>	Plastic <input type="checkbox"/>	Metal <input checked="" type="checkbox"/>	

NOTES

- Available in leather (TG only) or fabric.
- Bed with split mesh in different sizes.
- MESH DIMENSION:
- Vers. L11: 160 x 200 cm (63 x 79 inch)
- Vers. L12: 180 x 200 cm (71 x 79 inch)
- Vers. L13: 153 x 203 cm (US Queen Size = 61 x 81 inch)
- Vers. L14: 193 x 203 cm (US King Size = 77 x 81 inch)
- Metal legs available with matt black (79) or metal gold (90) finishings

NOTES



■ Vers. L12

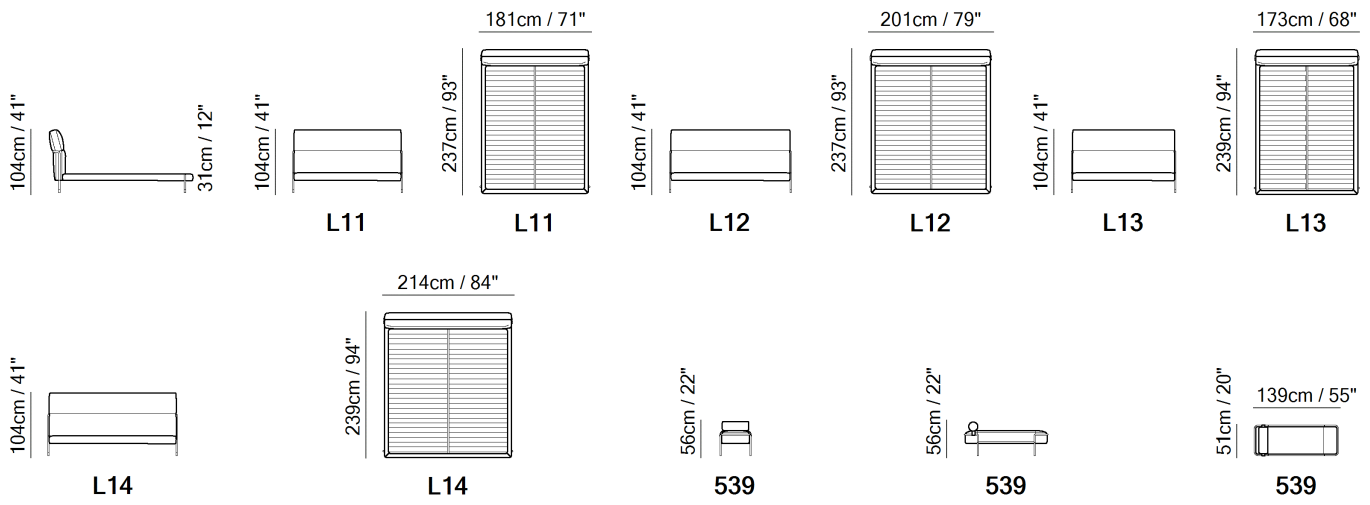


■ Vers. L12









■ Vers. 539

SCHEMATICS



TECHNICAL INFORMATION

	COVERING	Leather <input checked="" type="checkbox"/>	Soft Cover <input checked="" type="checkbox"/>				
	FILLING	Arms	<input type="checkbox"/> Fiber <input type="checkbox"/> Foam <input type="checkbox"/> Feather/Fiber Mix <input type="checkbox"/> Feather	Seat cushion	<input type="checkbox"/> Fiber <input type="checkbox"/> Foam <input type="checkbox"/> Feather/Fiber Mix <input type="checkbox"/> Feather	Back cushion	<input type="checkbox"/> Fiber <input type="checkbox"/> Foam <input type="checkbox"/> Feather/Fiber Mix <input type="checkbox"/> Feather
	COMFORT	Standard Comfort <input checked="" type="checkbox"/>	Firm Comfort <input type="checkbox"/>				
	FUNCTION	Bed <input type="checkbox"/>	Electric motion <input type="checkbox"/>	Motion <input type="checkbox"/>	Recliner <input type="checkbox"/>	Sliding <input type="checkbox"/>	
	VISUAL APPEARANCE*	Low <input type="checkbox"/>	Medium <input type="checkbox"/>	High <input checked="" type="checkbox"/>			
	LEGS	Wood <input type="checkbox"/>	Metal <input checked="" type="checkbox"/>	Plastic <input type="checkbox"/>	Castors <input type="checkbox"/>	Upholstered <input type="checkbox"/>	

VISUAL APPEARANCE

The product may reveal various wrinkles due to the combination of Elasticity of the covering, characteristics of the interior construction and the design of the product.



Products with Visual Appearance listed as High or Medium would require higher degree of care, where seats and back cushions may require fluffing and plumping more often than Products with Visual Appearance listed as Low.

NOTES

- Available in leather (TG only) or fabric.
- The bed is completed with a bench (version 539) available in the same coverings enabled for the bed.
- Bed with split mesh in different sizes.
- MESH DIMENSION:
 - Vers. L11: 160 x 200 cm (63 x 79 inch)
 - Vers. L12: 180 x 200 cm (71 x 79 inch)
 - Vers. L13: 153 x 203 cm (US Queen Size = 61 x 81 inch)
 - Vers. L14: 193 x 203 cm (US King Size = 77 x 81 inch)
- Feet available in metal finishing 79 (Matte Black)

NOTES



■ Vers. L12

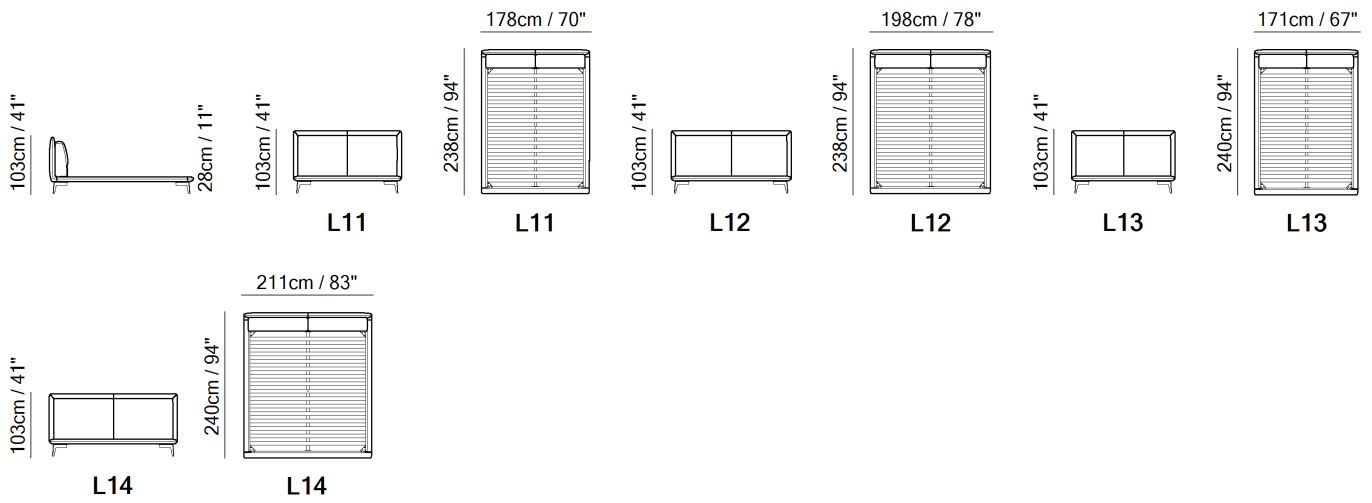


■ Vers. L12









■ Vers. L12

SCHEMATICS



TECHNICAL INFORMATION

	COVERING	Leather <input checked="" type="checkbox"/>	Soft Cover <input checked="" type="checkbox"/>				
	FILLING	Arms	<input type="checkbox"/> Fiber <input type="checkbox"/> Foam <input type="checkbox"/> Feather/Fiber Mix <input type="checkbox"/> Feather	Seat cushion	<input type="checkbox"/> Fiber <input type="checkbox"/> Foam <input type="checkbox"/> Feather/Fiber Mix <input type="checkbox"/> Feather	Back cushion	<input type="checkbox"/> Fiber <input type="checkbox"/> Foam <input type="checkbox"/> Feather/Fiber Mix <input type="checkbox"/> Feather
	COMFORT	Standard Comfort <input checked="" type="checkbox"/>	Firm Comfort <input type="checkbox"/>				
	FUNCTION	Bed <input type="checkbox"/>	Electric motion <input type="checkbox"/>	Motion <input type="checkbox"/>	Recliner <input type="checkbox"/>	Sliding <input type="checkbox"/>	
	VISUAL APPEARANCE*	Low <input type="checkbox"/>	Medium <input type="checkbox"/>	High <input checked="" type="checkbox"/>			
	LEGS	Wood <input type="checkbox"/>	Upholstered <input type="checkbox"/>	Castors <input type="checkbox"/>	Plastic <input type="checkbox"/>	Metal <input checked="" type="checkbox"/>	

VISUAL APPEARANCE

The product may reveal various wrinkles due to the combination of Elasticity of the covering, characteristics of the interior construction and the design of the product.



Products with Visual Appearance listed as High or Medium would require higher degree of care, where seats and back cushions may require fluffing and plumping more often than Products with Visual Appearance listed as Low.

NOTES

- Available in leather (TG only) or fabric.
- MESH DIMENSION:
- Vers. L11: 160 x 200 cm (63 x 79 inch)
- Vers. L12: 180 x 200 cm (71 x 79 inch)
- Vers. L13: 153 x 203 cm (US Queen Size = 61 x 81 inch)
- Vers. L14: 193 x 203 cm (US King Size = 77 x 81 inch)
- Feet available in metal finishing 79 (Matte Black)

NOTES



■ Vers. L12

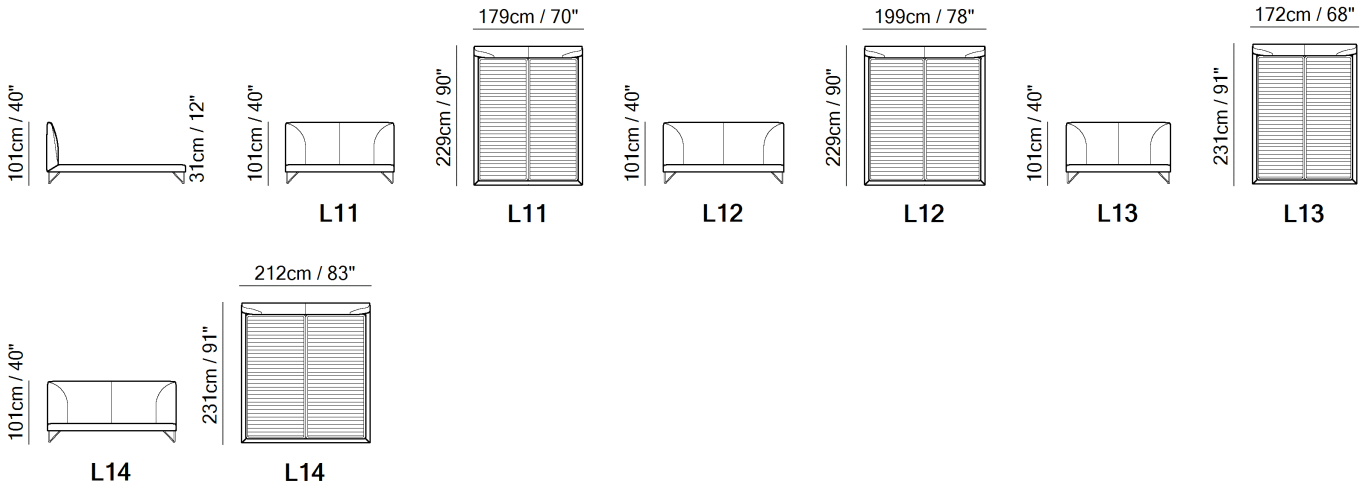


■ Vers. L12









■ Vers. L12

SCHEMATICS



TECHNICAL INFORMATION

	COVERING	Leather <input checked="" type="checkbox"/>	Soft Cover <input checked="" type="checkbox"/>		
	FILLING	Arms	<input type="checkbox"/> Fiber <input type="checkbox"/> Foam <input type="checkbox"/> Feather/Fiber Mix <input type="checkbox"/> Feather	Seat cushion	<input type="checkbox"/> Fiber <input type="checkbox"/> Foam <input type="checkbox"/> Feather/Fiber Mix <input type="checkbox"/> Feather
				Back cushion	<input type="checkbox"/> Fiber <input type="checkbox"/> Foam <input type="checkbox"/> Feather/Fiber Mix <input type="checkbox"/> Feather
	COMFORT	Standard Comfort <input checked="" type="checkbox"/>	Firm Comfort <input type="checkbox"/>		
	FUNCTION	Bed <input type="checkbox"/>	Electric motion <input type="checkbox"/>	Motion <input type="checkbox"/>	Recliner <input type="checkbox"/>
					Sliding <input type="checkbox"/>
	VISUAL APPEARANCE*	Low <input checked="" type="checkbox"/>	Medium <input type="checkbox"/>	High <input type="checkbox"/>	
	LEGS	Wood <input type="checkbox"/>	Metal <input checked="" type="checkbox"/>	Plastic <input type="checkbox"/>	Castors <input type="checkbox"/>
					Upholstered <input type="checkbox"/>

VISUAL APPEARANCE

The product may reveal various wrinkles due to the combination of Elasticity of the covering, characteristics of the interior construction and the design of the product.



Products with Visual Appearance listed as High or Medium would require higher degree of care, where seats and back cushions may require fluffing and plumping more often than Products with Visual Appearance listed as Low.

NOTES

- Available in leather (TG only) or fabric.
- Bed with split mesh in different sizes.
- MESH DIMENSION:
- Vers. L11: 160 x 200 cm (63 x 79 inch)
- Vers. L12: 180 x 200 cm (71 x 79 inch)
- Vers. L13: 153 x 203 cm (US Queen Size = 61 x 81 inch)
- Vers. L14: 193 x 203 cm (US King Size = 77 x 81 inch)
- Feet available in metal finishing 79 (Matte Black)

NOTES



■ Vers. L12



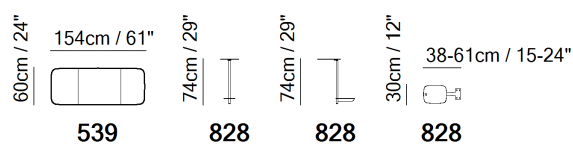
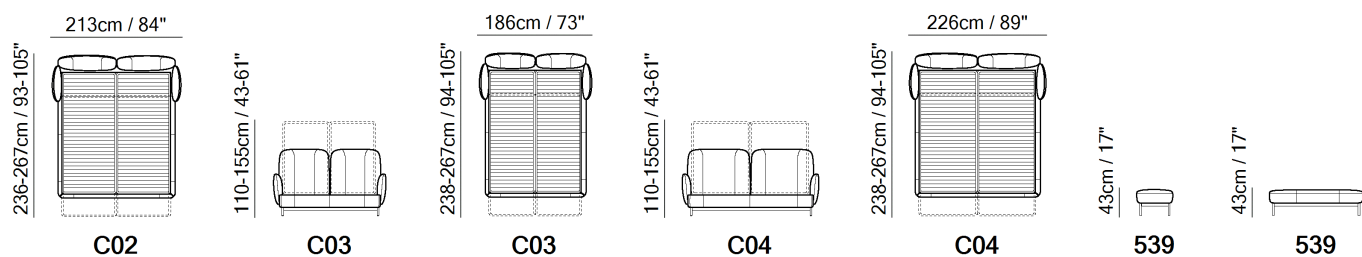
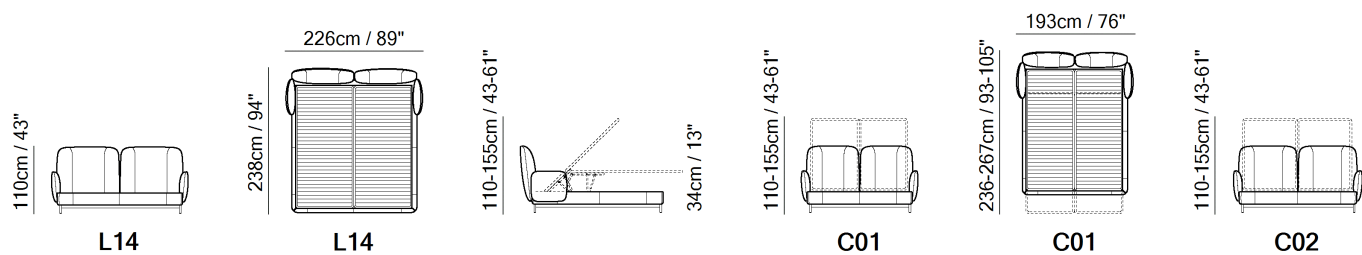
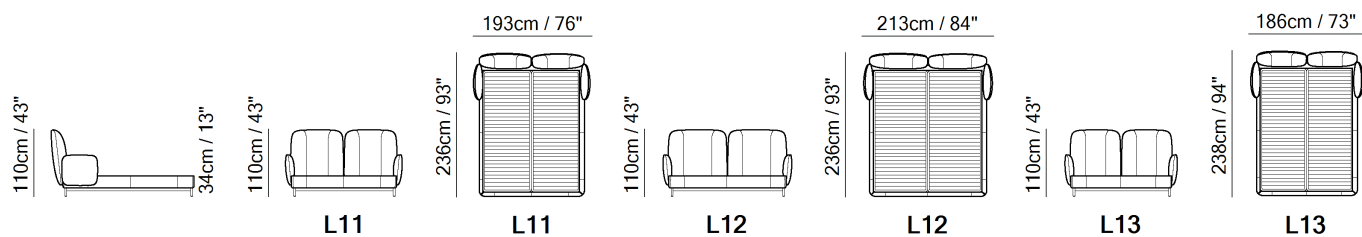
■ Vers. 828+C02+828









■ Vers. 828+C02+828+539



SCHEMATICS



TECHNICAL INFORMATION

	COVERING	Leather <input checked="" type="checkbox"/>	Soft Cover <input checked="" type="checkbox"/>				
	FILLING	Arms	<input type="checkbox"/> Fiber <input type="checkbox"/> Foam <input type="checkbox"/> Feather/Fiber Mix <input type="checkbox"/> Feather	Seat cushion	<input type="checkbox"/> Fiber <input type="checkbox"/> Foam <input type="checkbox"/> Feather/Fiber Mix <input type="checkbox"/> Feather	Back cushion	<input type="checkbox"/> Fiber <input type="checkbox"/> Foam <input type="checkbox"/> Feather/Fiber Mix <input type="checkbox"/> Feather
	COMFORT	Standard Comfort <input checked="" type="checkbox"/>	Firm Comfort <input type="checkbox"/>				
	FUNCTION	Bed <input type="checkbox"/>	Electric motion <input type="checkbox"/>	Motion <input type="checkbox"/>	Recliner <input type="checkbox"/>	Sliding <input type="checkbox"/>	
	VISUAL APPEARANCE*	Low <input checked="" type="checkbox"/>	Medium <input type="checkbox"/>	High <input type="checkbox"/>			
	LEGS	Wood <input type="checkbox"/>	Upholstered <input type="checkbox"/>	Castors <input type="checkbox"/>	Plastic <input type="checkbox"/>	Metal <input checked="" type="checkbox"/>	

VISUAL APPEARANCE

The product may reveal various wrinkles due to the combination of Elasticity of the covering, characteristics of the interior construction and the design of the product.



Products with Visual Appearance listed as High or Medium would require higher degree of care, where seats and back cushions may require fluffing and plumping more often than Products with Visual Appearance listed as Low.

NOTES

- Available in leather (TG only) or fabric.
- The bed is completed with a bench (version 539) available in the same coverings enabled for the bed.
- Optional side table with swivel top to order with version code 828 and to be connected to the metal base of the bed. It is available in one finishing only: matt black for the leg and white glass for the top. Please use XX for category and XXX for cover code during order entry.
- Double movement mechanism to re-position the mesh: horizontal (to easily reposition the linen) or 45° position (for a practical storage solution)
- Bed with split mesh in different sizes.
- Bed with storage option (vers. C0..)
- MESH DIMENSION:
 - Vers. C01/L11: 160 x 200 cm (63 x 79 inch)
 - Vers. C02/L12: 180 x 200 cm (71 x 79 inch)
 - Vers. C03/L13: 153 x 203 cm (US Queen Size = 61 x 81 inch)
 - Vers. C04/L14: 193 x 203 cm (US King Size = 77 x 81 inch)
- Feet available in metal finishing 79 (Matte Black)

NOTES



■ Vers. L12

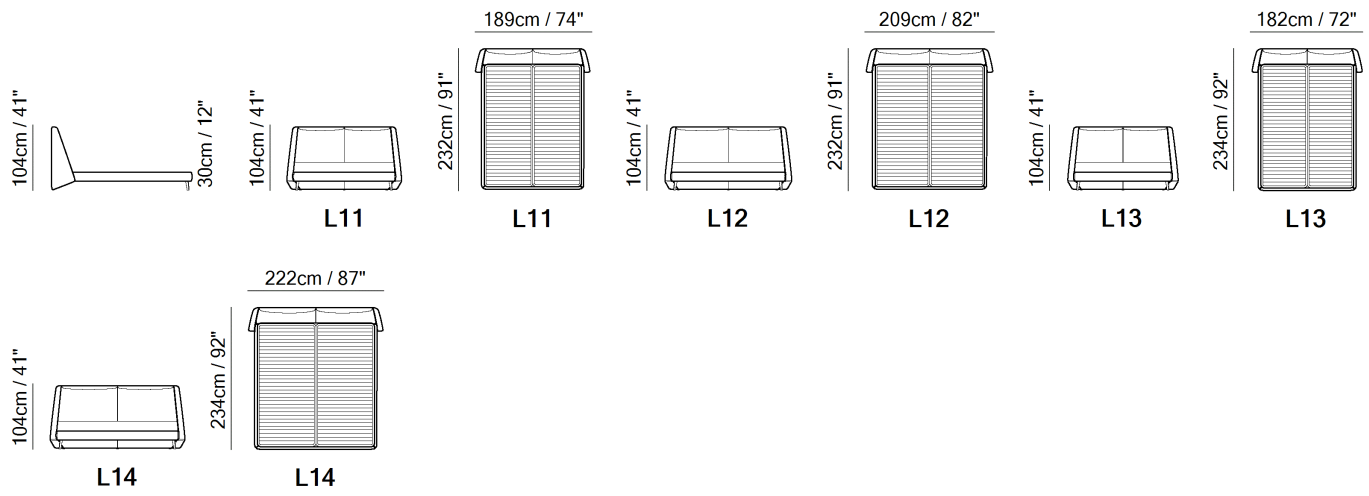


■ Vers. L12









■ Vers. L12

SCHEMATICS



TECHNICAL INFORMATION

	COVERING	Leather <input checked="" type="checkbox"/>	Soft Cover <input checked="" type="checkbox"/>		
	FILLING	Arms	<input type="checkbox"/> Fiber <input type="checkbox"/> Foam <input type="checkbox"/> Feather/Fiber Mix <input type="checkbox"/> Feather	Seat cushion	<input type="checkbox"/> Fiber <input type="checkbox"/> Foam <input type="checkbox"/> Feather/Fiber Mix <input type="checkbox"/> Feather
				Back cushion	<input type="checkbox"/> Fiber <input type="checkbox"/> Foam <input type="checkbox"/> Feather/Fiber Mix <input type="checkbox"/> Feather
	COMFORT	Standard Comfort <input checked="" type="checkbox"/>	Firm Comfort <input type="checkbox"/>		
	FUNCTION	Bed <input type="checkbox"/>	Electric motion <input type="checkbox"/>	Motion <input type="checkbox"/>	Recliner <input type="checkbox"/>
					Sliding <input type="checkbox"/>
	VISUAL APPEARANCE*	Low <input checked="" type="checkbox"/>	Medium <input type="checkbox"/>	High <input type="checkbox"/>	
	LEGS	Wood <input type="checkbox"/>	Metal <input type="checkbox"/>	Plastic <input type="checkbox"/>	Castors <input type="checkbox"/>
					Upholstered <input type="checkbox"/>

VISUAL APPEARANCE

The product may reveal various wrinkles due to the combination of Elasticity of the covering, characteristics of the interior construction and the design of the product.



Products with Visual Appearance listed as High or Medium would require higher degree of care, where seats and back cushions may require fluffing and plumping more often than Products with Visual Appearance listed as Low.

NOTES

- Available in leather (TG only) or fabric.
- Bed with split mesh in different sizes.
- MESH DIMENSION:
 - Vers. L11: 160 x 200 cm (63 x 79 inch)
 - Vers. L12: 180 x 200 cm (71 x 79 inch)
 - Vers. L13: 153 x 203 cm (US Queen Size = 61 x 81 inch)
 - Vers. L14: 193 x 203 cm (US King Size = 77 x 81 inch)
- When in leather: to be ordered in one covering only
- When in fabric: to be ordered in two coverings:
 - 1st covering: frame, front and back panel of the headboard to order in fabric in any color and article of the fabric collection
 - 2nd covering: side panel of the headboard to order in leather in any color of the article Le Mans only or in fabric (same cover code as 1st covering)

NOTES



■ Vers. L52

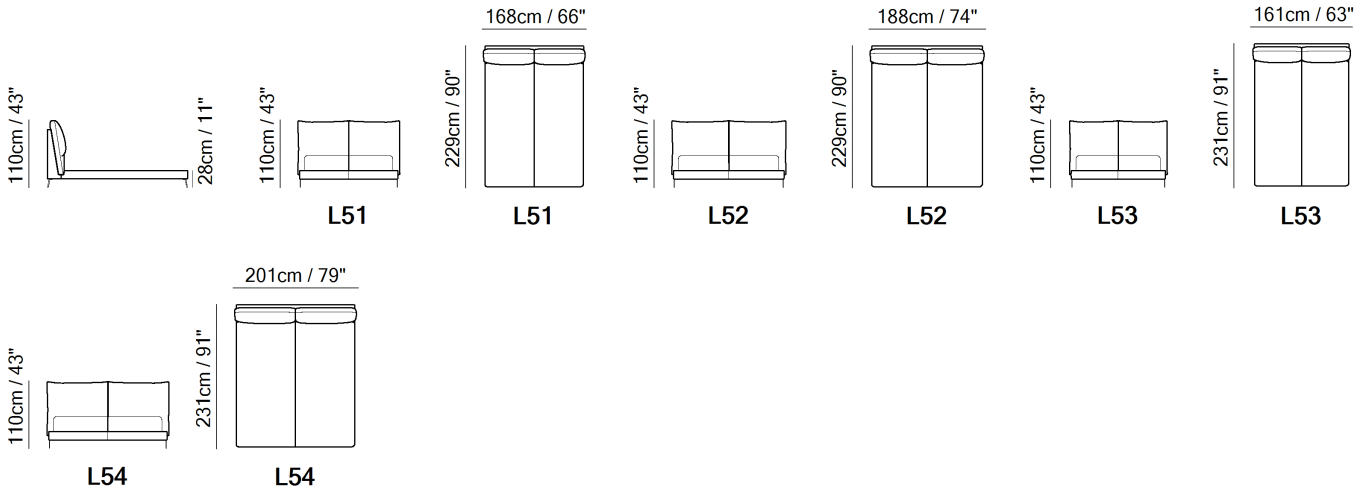


■ Vers. L52









■ Vers. L52

SCHEMATICS



TECHNICAL INFORMATION

	COVERING	Leather <input checked="" type="checkbox"/>	Soft Cover <input checked="" type="checkbox"/>				
	FILLING	Arms	<input type="checkbox"/> Fiber <input type="checkbox"/> Foam <input type="checkbox"/> Feather/Fiber Mix <input type="checkbox"/> Feather	Seat cushion	<input type="checkbox"/> Fiber <input type="checkbox"/> Foam <input type="checkbox"/> Feather/Fiber Mix <input type="checkbox"/> Feather	Back cushion	<input type="checkbox"/> Fiber <input type="checkbox"/> Foam <input type="checkbox"/> Feather/Fiber Mix <input type="checkbox"/> Feather
	COMFORT	Standard Comfort <input checked="" type="checkbox"/>	Firm Comfort <input type="checkbox"/>				
	FUNCTION	Bed <input type="checkbox"/>	Electric motion <input type="checkbox"/>	Motion <input type="checkbox"/>	Recliner <input type="checkbox"/>	Sliding <input type="checkbox"/>	
	VISUAL APPEARANCE*	Low <input checked="" type="checkbox"/>	Medium <input type="checkbox"/>	High <input type="checkbox"/>			
	LEGS	Wood <input type="checkbox"/>	Upholstered <input type="checkbox"/>	Castors <input type="checkbox"/>	Plastic <input type="checkbox"/>	Metal <input checked="" type="checkbox"/>	

VISUAL APPEARANCE

The product may reveal various wrinkles due to the combination of Elasticity of the covering, characteristics of the interior construction and the design of the product.



Products with Visual Appearance listed as High or Medium would require higher degree of care, where seats and back cushions may require fluffing and plumping more often than Products with Visual Appearance listed as Low.

NOTES

- Available in leather (TG only) or fabric.
- Bed with wooden panel in different sizes.
- Wood Panel Dimensions:
- Vers L51: bed wood with base panel 160x200
- Vers L52: bed wood with base panel 180x200
- Vers L53: bed wood with base panel 152X200 (US Queen Size = 61 x 81 inch)
- Vers L54: bed wood with base panel 193x200 (US King Size = 77 x 81 inch)
- Feet available in metal finishing 79 (Matte Black)

NOTES



■ Vers. L12

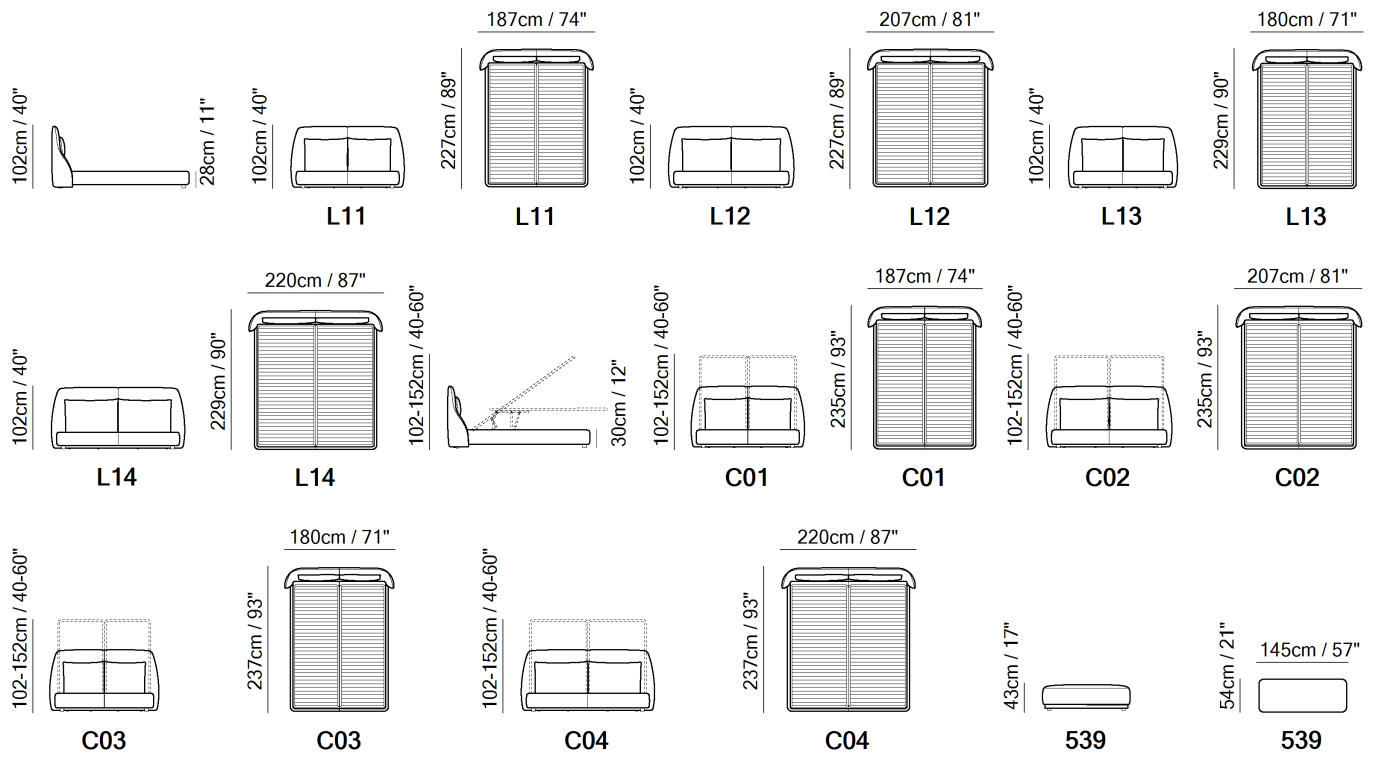


■ Vers. L12+539









■ Vers. C02

SCHEMATICS



TECHNICAL INFORMATION

	COVERING	Mix <input checked="" type="checkbox"/>	Leather <input checked="" type="checkbox"/>	Soft Cover <input checked="" type="checkbox"/>		
	FILLING	Arms	<input type="checkbox"/> Fiber <input type="checkbox"/> Foam <input type="checkbox"/> Feather/Fiber Mix <input type="checkbox"/> Feather	Seat cushion	<input type="checkbox"/> Fiber <input type="checkbox"/> Foam <input type="checkbox"/> Feather/Fiber Mix <input type="checkbox"/> Feather	Back cushion <input type="checkbox"/> Fiber <input type="checkbox"/> Foam <input type="checkbox"/> Feather/Fiber Mix <input type="checkbox"/> Feather
	COMFORT	Standard Comfort <input checked="" type="checkbox"/>	Firm Comfort <input type="checkbox"/>			
	FUNCTION	Bed <input type="checkbox"/>	Electric motion <input type="checkbox"/>	Motion <input type="checkbox"/>	Recliner <input type="checkbox"/>	Sliding <input type="checkbox"/>
	VISUAL APPEARANCE*	Low <input checked="" type="checkbox"/>	Medium <input type="checkbox"/>	High <input type="checkbox"/>		
	LEGS	Wood <input type="checkbox"/>	Metal <input type="checkbox"/>	Plastic <input type="checkbox"/>	Castors <input type="checkbox"/>	Upholstered <input type="checkbox"/>

VISUAL APPEARANCE

The product may reveal various wrinkles due to the combination of Elasticity of the covering, characteristics of the interior construction and the design of the product.



Products with Visual Appearance listed as High or Medium would require higher degree of care, where seats and back cushions may require fluffing and plumping more often than Products with Visual Appearance listed as Low.

NOTES

- Available in leather (TG only), fabric and mix
- Leather/Fabric MIX CATEGORIES are based on the STARTING PRICE CATEGORY OF LEATHER combined with fabric = 1B (cat. 15 + fabric) - 2A (cat. 20 ...) - 2B (cat. 25 ...) - 3A (cat. 30 ...)
- The bed is completed with a bench (version 539) available in the same coverings enabled for the bed.
- Bed with split mesh in different sizes.
- MESH DIMENSION:
 - Vers. C01/L11: 160 x 200 cm (63 x 79 inch)
 - Vers. C02/L12: 180 x 200 cm (71 x 79 inch)
 - Vers. C03/L13: 153 x 203 cm (US Queen Size = 61 x 81 inch)
 - Vers. C04/L14: 193 x 203 cm (US King Size = 77 x 81 inch)
- LEATHER-FABRIC MIX:
 - 1° Cov. (Leather): frame and front panel of the headboard in leather
 - 2° Cov. (Fabric): back panel of the headboard

NOTES



■ Vers. L12

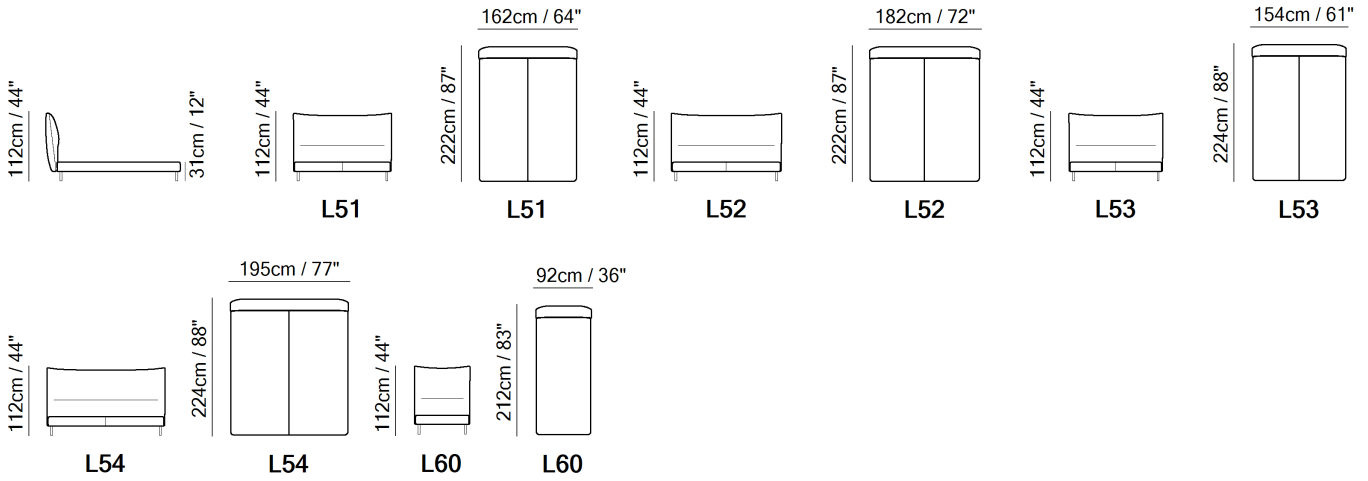


■ Vers. L12









■ Vers. L12

SCHEMATICS



TECHNICAL INFORMATION

	COVERING	Mix <input checked="" type="checkbox"/>	Leather <input checked="" type="checkbox"/>	Soft Cover <input checked="" type="checkbox"/>		
	FILLING	Arms	<input type="checkbox"/> Fiber <input type="checkbox"/> Foam <input type="checkbox"/> Feather/Fiber Mix <input type="checkbox"/> Feather	Seat cushion	<input type="checkbox"/> Fiber <input type="checkbox"/> Foam <input type="checkbox"/> Feather/Fiber Mix <input type="checkbox"/> Feather	Back cushion <input type="checkbox"/> Fiber <input type="checkbox"/> Foam <input type="checkbox"/> Feather/Fiber Mix <input type="checkbox"/> Feather
	COMFORT	Standard Comfort <input checked="" type="checkbox"/>	Firm Comfort <input type="checkbox"/>			
	FUNCTION	Bed <input type="checkbox"/>	Electric motion <input type="checkbox"/>	Motion <input type="checkbox"/>	Recliner <input type="checkbox"/>	Sliding <input type="checkbox"/>
	VISUAL APPEARANCE*	Low <input checked="" type="checkbox"/>	Medium <input type="checkbox"/>	High <input type="checkbox"/>		
	LEGS	Wood <input type="checkbox"/>	Upholstered <input type="checkbox"/>	Castors <input type="checkbox"/>	Plastic <input type="checkbox"/>	Metal <input checked="" type="checkbox"/>

VISUAL APPEARANCE

The product may reveal various wrinkles due to the combination of Elasticity of the covering, characteristics of the interior construction and the design of the product.



Products with Visual Appearance listed as High or Medium would require higher degree of care, where seats and back cushions may require fluffing and plumping more often than Products with Visual Appearance listed as Low.

NOTES

- Available in leather (TG only) or fabric.
- When the model is ordered in leather-fabric mix, back side of the headboard is in fabric.
- Bed with wooden panel in different sizes.
- Wood Panel Dimensions:
- Vers L51: bed wood with base panel 160x200
- Vers L52: bed wood with base panel 180x200
- Vers L53: bed wood with base panel 152X200 (US Queen Size = 61 x 81 inch)
- Vers L54: bed wood with base panel 193x200 (US King Size = 77 x 81 inch)
- Feet available in metal finishing 78 (Black Chrome)

NOTES



■ Vers. C02

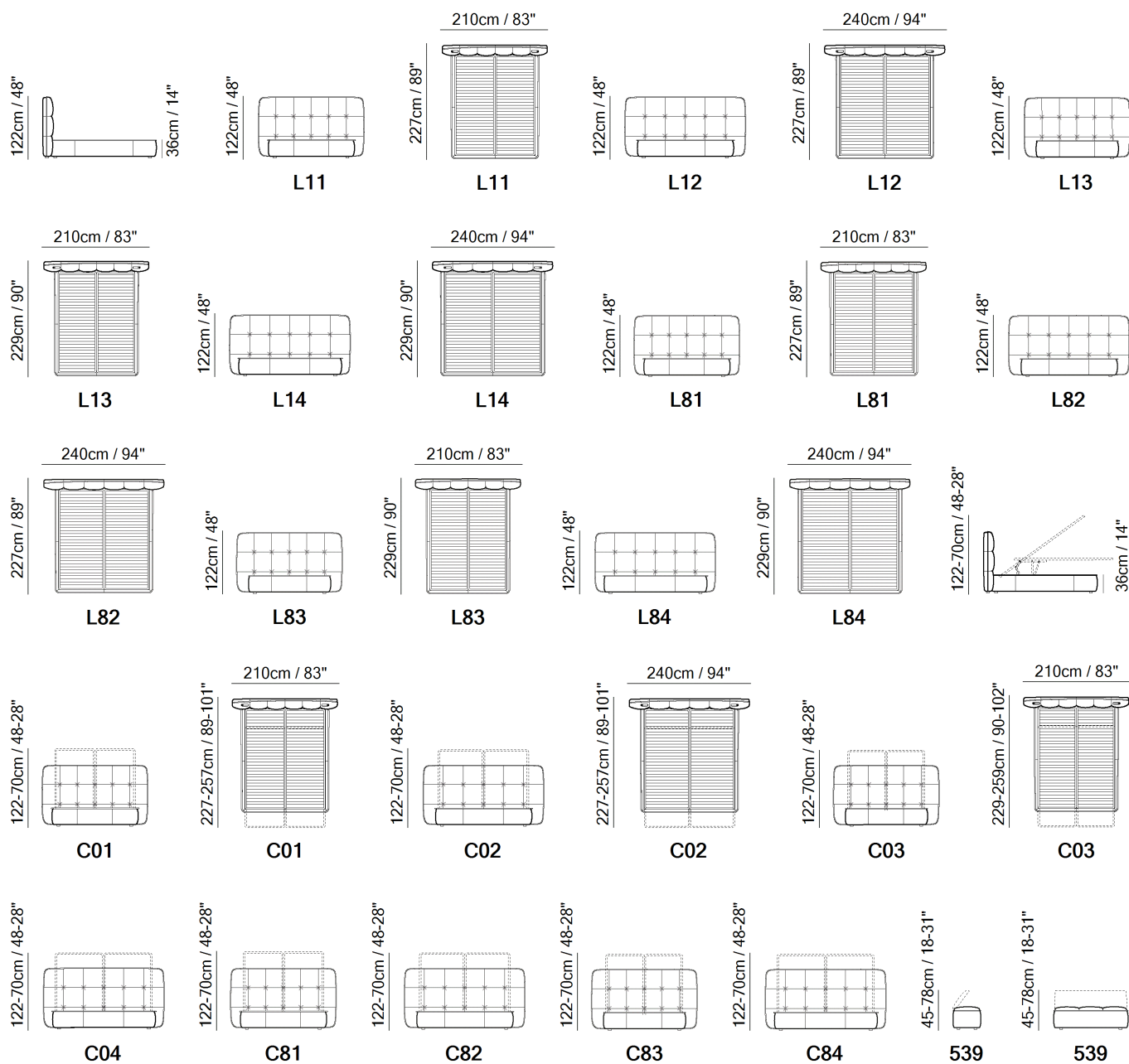


■ Vers. C02+539








■ Vers. C02

SCHEMATICS



TECHNICAL INFORMATION

	COVERING	Leather <input checked="" type="checkbox"/>	Soft Cover <input checked="" type="checkbox"/>				
	FILLING	Arms	<input type="checkbox"/> Fiber <input type="checkbox"/> Foam <input type="checkbox"/> Feather/Fiber Mix <input type="checkbox"/> Feather	Seat cushion	<input type="checkbox"/> Fiber <input type="checkbox"/> Foam <input type="checkbox"/> Feather/Fiber Mix <input type="checkbox"/> Feather	Back cushion	<input type="checkbox"/> Fiber <input type="checkbox"/> Foam <input type="checkbox"/> Feather/Fiber Mix <input type="checkbox"/> Feather
	COMFORT	Standard Comfort <input checked="" type="checkbox"/>	Firm Comfort <input type="checkbox"/>				
	FUNCTION	Bed <input type="checkbox"/>	Electric motion <input type="checkbox"/>	Motion <input type="checkbox"/>	Recliner <input type="checkbox"/>	Sliding <input type="checkbox"/>	
	LEGS	Wood <input type="checkbox"/>	Metal <input type="checkbox"/>	Plastic <input type="checkbox"/>	Castors <input type="checkbox"/>	Upholstered <input type="checkbox"/>	

NOTES

- Available in leather (TG only) or fabric.
- Pixel is an extremely versatile and innovative model where you can unleash your creativity in choosing different combinations of coverings between leather and fabric.
- Available in leather and fabric with optional contrast piping.
To be ordered with 2 coverings:
 - 1st Covering = Sofa/Bed
 - 2nd Covering = Piping
- Pop-up bedside led lamp available on both sides of the headboard with two setting brightness operated by touch. Lamp has two rotating designs. USB port type A and C are available on the lamp dock. Attention! The lamp is not powered with battery but needs to be plugged to a power outlet.
- Hidden pocket is available on both sides of the headboard by the quilted stitching.
- When in leather (3 combo possibilities):
 - 1st and 2nd covering can be ordered in leather with same category.
 - 1st covering in leather and 2nd covering in fabric by selecting any color from the article Brezza.
 - 1st covering in leather (any category) and 2nd covering in leather by selecting any color from the article Le Mans.
- When in fabric (3 combo possibilities):
 - 1st and 2nd covering can be ordered in fabric with same category.
 - 1st covering in fabric and 2nd covering in leather by selecting any color from the article Le Mans.
 - 1st covering in fabric (any category) and 2nd covering in fabric by selecting any color from the article Brezza.
- Double movement mechanism to re-position the mesh: horizontal (to easily reposition the linen) or 45° position (for a practical storage solution)

NOTES

- The standard versions (no storage) of the beds are available with 2 different mesh positions (higher or lower): the gap between the 2 different level is about 2 inch / 5cm
- Bed with storage option (vers. C0..)
- Bed with split mesh in different sizes.
- Versions without lamp are available with version code L82,L83,L84,L87 (Standard) and C82,C83,C84,C86 (Storage).
USB port not available on versions without lamp.
- Vers. C01/L11/L81/C81: 160 x 200 cm (63 x 79 inch)
- Vers. C02/L12/L82/C82: 180 x 200 cm (71 x 79 inch)
- Vers. C03/L13/L83/C83: 153 x 203 cm (US Queen Size = 61 x 81 inch)
- Vers. C04/L14/L84/C84: 193 x 203 cm (US King Size = 77 x 81 inch)