



■ Vers. C01

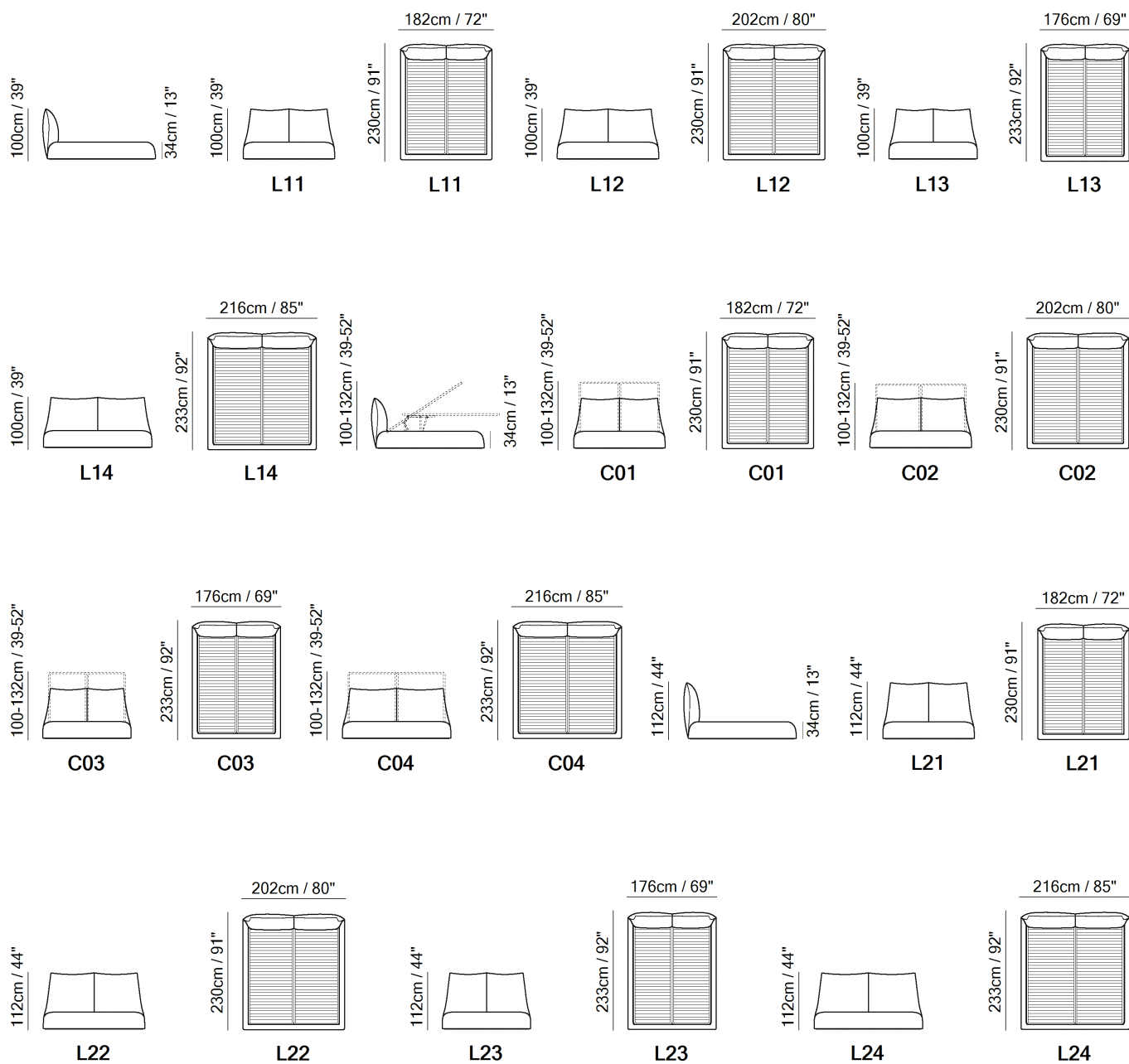


■ Vers. C01








■ Vers. L21

SCHEMATICS



TECHNICAL INFORMATION

	COVERING	Leather <input checked="" type="checkbox"/>	Soft Cover <input checked="" type="checkbox"/>				
	FILLING	Arms	<input type="checkbox"/> Fiber <input type="checkbox"/> Foam <input type="checkbox"/> Feather/Fiber Mix <input type="checkbox"/> Feather	Seat cushion	<input type="checkbox"/> Fiber <input type="checkbox"/> Foam <input type="checkbox"/> Feather/Fiber Mix <input type="checkbox"/> Feather	Back cushion	<input type="checkbox"/> Fiber <input type="checkbox"/> Foam <input type="checkbox"/> Feather/Fiber Mix <input type="checkbox"/> Feather
	COMFORT	Standard Comfort <input checked="" type="checkbox"/>	Firm Comfort <input type="checkbox"/>				
	FUNCTION	Bed <input type="checkbox"/>	Electric motion <input type="checkbox"/>	Motion <input type="checkbox"/>	Recliner <input type="checkbox"/>	Sliding <input type="checkbox"/>	
	LEGS	Wood <input type="checkbox"/>	Metal <input type="checkbox"/>	Upholstered <input type="checkbox"/>	Plastic <input type="checkbox"/>	Castors <input type="checkbox"/>	

NOTES

- Available in leather (TG only) or fabric.
- Double movement mechanism to re-position the mesh: horizontal (to easily reposition the linen) or 45° position (for a practical storage solution)
- The standard versions (no storage) of the beds Lunare LE00 and Orbitale LE02 are available with 2 different mesh position: the gap between the 2 different level is about 2 inch / 5cm
- Bed with storage option (vers. C0..)
- Bed with split mesh in different sizes.
- MESH DIMENSION:
- Vers. C01/L11: 160 x 200 cm (63 x 79 inch)
- Vers. C02/L12: 180 x 200 cm (71 x 79 inch)
- Vers. C03/L13: 153 x 203 cm (61 x 81 inch)
- Vers. C04/L14: 193 x 203 cm (77 x 81 inch)

NOTES



■ Vers. C01

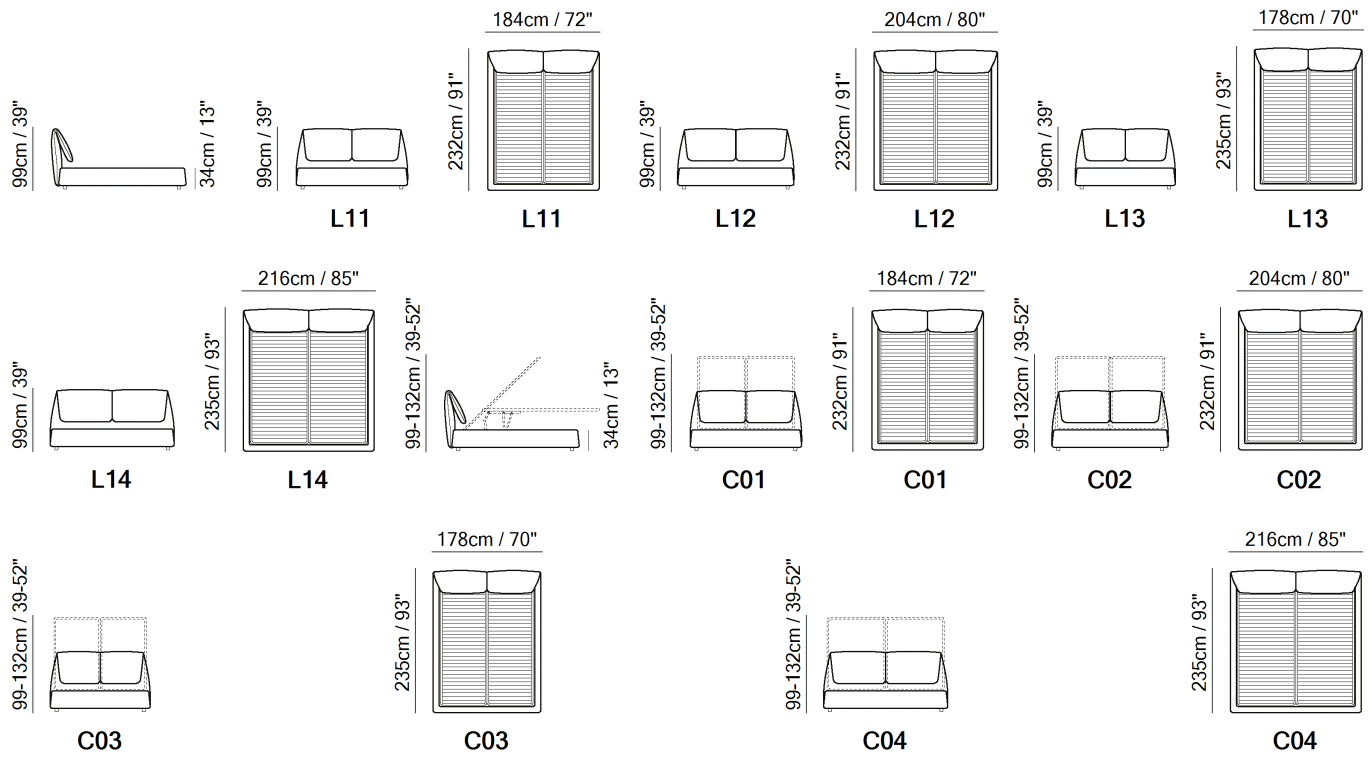


■ Vers. C01








■ Vers. C01

SCHEMATICS



TECHNICAL INFORMATION

	COVERING	Leather <input checked="" type="checkbox"/>	Soft Cover <input checked="" type="checkbox"/>				
	FILLING	Arms	<input type="checkbox"/> Fiber <input type="checkbox"/> Foam <input type="checkbox"/> Feather/Fiber Mix <input type="checkbox"/> Feather	Seat cushion	<input type="checkbox"/> Fiber <input type="checkbox"/> Foam <input type="checkbox"/> Feather/Fiber Mix <input type="checkbox"/> Feather	Back cushion	<input type="checkbox"/> Fiber <input type="checkbox"/> Foam <input type="checkbox"/> Feather/Fiber Mix <input type="checkbox"/> Feather
	COMFORT	Firm Comfort <input type="checkbox"/>	Standard Comfort <input checked="" type="checkbox"/>				
	FUNCTION	Bed <input type="checkbox"/>	Electric motion <input type="checkbox"/>	Motion <input type="checkbox"/>	Recliner <input type="checkbox"/>	Sliding <input type="checkbox"/>	
	LEGS	Metal <input type="checkbox"/>	Wood <input type="checkbox"/>	Castors <input type="checkbox"/>	Plastic <input type="checkbox"/>	Upholstered <input type="checkbox"/>	

NOTES

- Available in leather (TG only) or fabric.
- Double movement mechanism to re-position the mesh: horizontal (to easily reposition the linen) or 45° position (for a practical storage solution)
- Bed with storage option (vers. C0..)
- The standard versions (no storage) of the beds Lunare LE00 and Orbitale LE02 are available with 2 different mesh position: the gap between the 2 different level is about 2 inch / 5cm
- Bed with split mesh in different sizes.
- MESH DIMENSION:
- Vers. C01/L11: 160 x 200 cm (63 x 79 inch)
- Vers. C02/L12: 180 x 200 cm (71 x 79 inch)
- Vers. C03/L13: 153 x 203 cm (61 x 81 inch)
- Vers. C04/L14: 193 x 203 cm (77 x 81 inch)

NOTES



■ Vers. L12

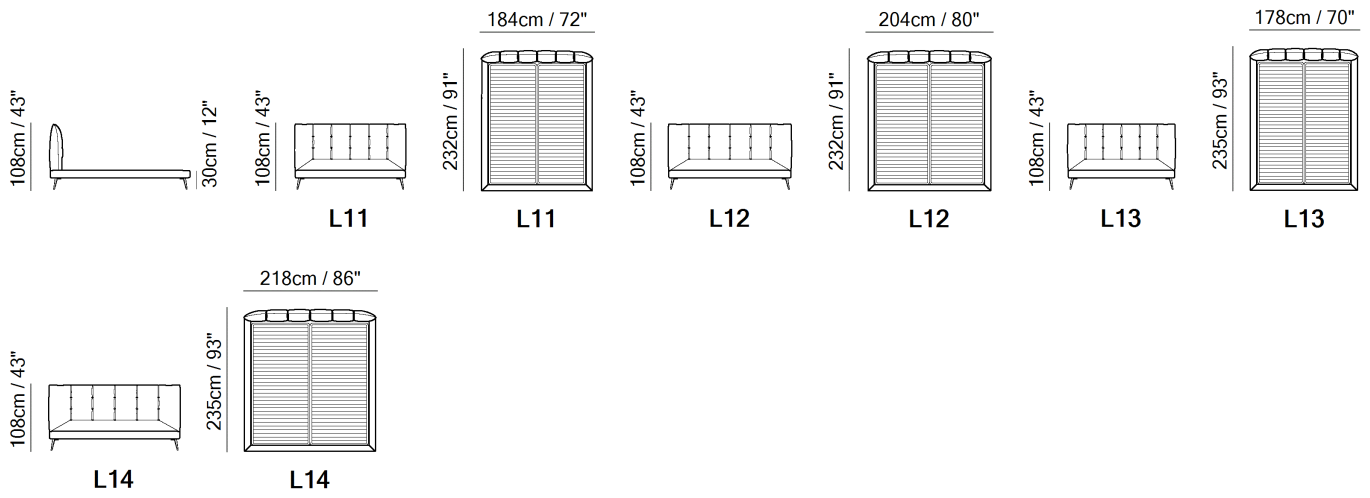


■ Vers. L12








■ Vers. L12

SCHEMATICS



TECHNICAL INFORMATION

	COVERING	Mix <input checked="" type="checkbox"/>	Leather <input checked="" type="checkbox"/>	Soft Cover <input checked="" type="checkbox"/>		
	FILLING	Arms	<input type="checkbox"/> Fiber <input type="checkbox"/> Foam <input type="checkbox"/> Feather/Fiber Mix <input type="checkbox"/> Feather	Seat cushion	<input type="checkbox"/> Fiber <input type="checkbox"/> Foam <input type="checkbox"/> Feather/Fiber Mix <input type="checkbox"/> Feather	Back cushion <input type="checkbox"/> Fiber <input type="checkbox"/> Foam <input type="checkbox"/> Feather/Fiber Mix <input type="checkbox"/> Feather
	COMFORT	Standard Comfort <input checked="" type="checkbox"/>	Firm Comfort <input type="checkbox"/>			
	FUNCTION	Bed <input type="checkbox"/>	Electric motion <input type="checkbox"/>	Motion <input type="checkbox"/>	Recliner <input type="checkbox"/>	Sliding <input type="checkbox"/>
	LEGS	Wood <input type="checkbox"/>	Metal <input checked="" type="checkbox"/>	Upholstered <input type="checkbox"/>	Plastic <input type="checkbox"/>	Castors <input type="checkbox"/>

NOTES

- Available in leather (TG only), fabric and mix
- Leather/Fabric MIX CATEGORIES are based on the STARTING PRICE CATEGORY OF LEATHER combined with fabric = cat. 1A (cat.A0 /10 + fabric) - 1B (cat.15 + fabric) - 2A (cat. 20 ...) - 2B (cat. 25 ...) - 3A (cat. 30 ...)
- Bed with split mesh in different sizes.
- MESH DIMENSION:
- Vers. L11: 160 x 200 cm (63 x 79 inch)
- Vers. L12: 180 x 200 cm (71 x 79 inch)
- Vers. L13: 153 x 203 cm (61 x 81 inch)
- Vers. L14: 193 x 203 cm (77 x 81 inch)
- Metal legs available with brushed brass (70) or black chromed (78) finishing.
- The bed must be ordered always with 2 coverings.
- LEATHER/FABRIC MIX:
- 1° COV (Leather): Frame and headboard
- 2° COV (Fabric): Headboard and frame detail
- LEATHER:
- 1° COV (Leather): Frame, front panel of the headboard
- 2° COV (Leather): Headboard and frame detail (same category as 1° Cov)
- FABRIC:
- 1° COV (Fabric): Frame, front panel of the headboard
- 2° COV (Leather/Fabric): Headboard or frame detail (in case of leather, only art. Lemans)

NOTES



■ Vers. L12

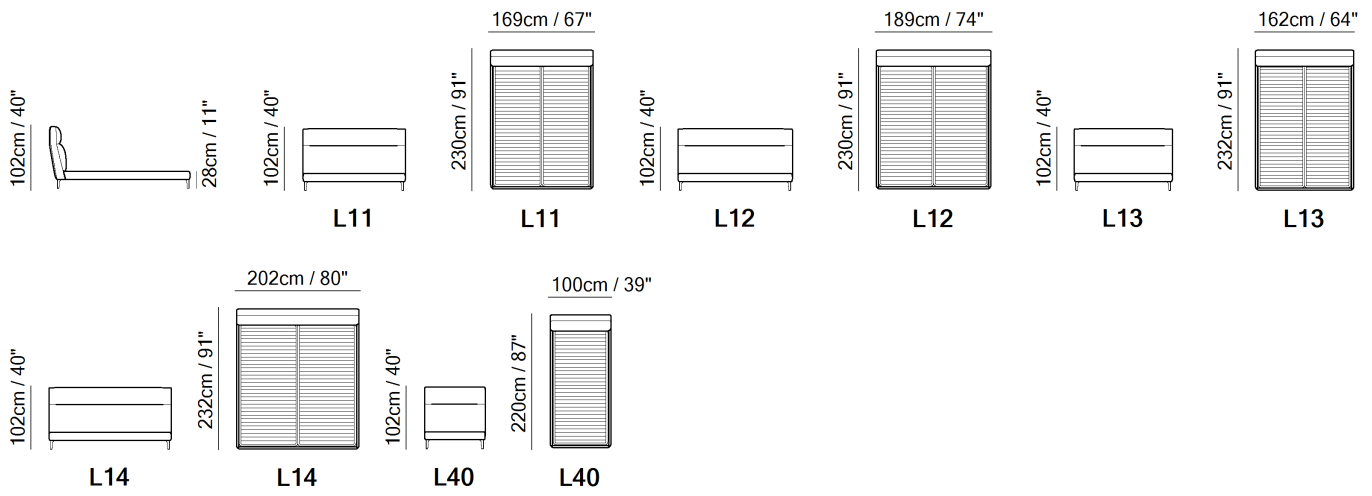


■ Vers. L12








■ Vers. L40

SCHEMATICS



TECHNICAL INFORMATION

	COVERING	Leather <input checked="" type="checkbox"/>	Soft Cover <input checked="" type="checkbox"/>				
	FILLING	Arms	<input type="checkbox"/> Fiber <input type="checkbox"/> Foam <input type="checkbox"/> Feather/Fiber Mix <input type="checkbox"/> Feather	Seat cushion	<input type="checkbox"/> Fiber <input type="checkbox"/> Foam <input type="checkbox"/> Feather/Fiber Mix <input type="checkbox"/> Feather	Back cushion	<input type="checkbox"/> Fiber <input type="checkbox"/> Foam <input type="checkbox"/> Feather/Fiber Mix <input type="checkbox"/> Feather
	COMFORT	Firm Comfort <input type="checkbox"/>	Standard Comfort <input checked="" type="checkbox"/>				
	FUNCTION	Bed <input type="checkbox"/>	Electric motion <input type="checkbox"/>	Motion <input type="checkbox"/>	Recliner <input type="checkbox"/>	Sliding <input type="checkbox"/>	
	LEGS	Metal <input checked="" type="checkbox"/>	Wood <input type="checkbox"/>	Castors <input type="checkbox"/>	Plastic <input type="checkbox"/>	Upholstered <input type="checkbox"/>	

NOTES

- Available in leather (TG only) or fabric.
- Bed with split mesh in different sizes.
- MESH DIMENSION:
- Vers. L11: 160 x 200 cm (63 x 79 inch)
- Vers. L12: 180 x 200 cm (71 x 79 inch)
- Vers. L13: 153 x 203 cm (61 x 81 inch)
- Vers. L14: 193 x 203 cm (77 x 81 inch)
- Vers L40: 90 x 190 cm (36x75 inch)
- Metal legs available with matt black (79) or metal gold (90) finishings

NOTES



■ Vers. L12

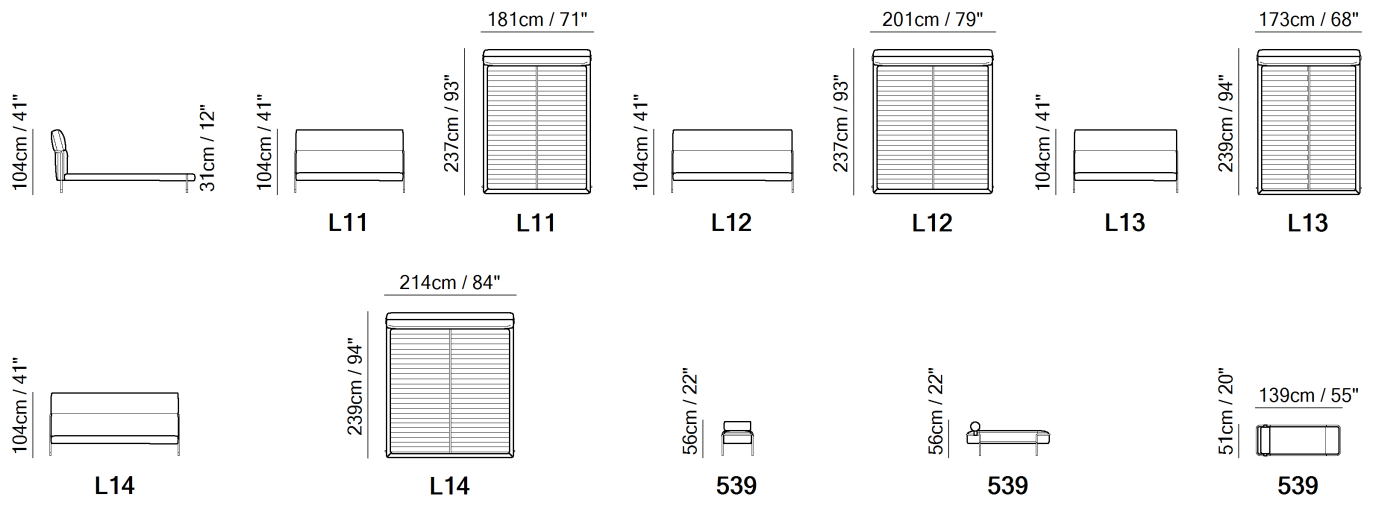


■ Vers. L12









■ Vers. 539

SCHEMATICS



TECHNICAL INFORMATION

	COVERING	Leather <input checked="" type="checkbox"/>	Soft Cover <input checked="" type="checkbox"/>				
	FILLING	Arms	<input type="checkbox"/> Fiber <input type="checkbox"/> Foam <input type="checkbox"/> Feather/Fiber Mix <input type="checkbox"/> Feather	Seat cushion	<input type="checkbox"/> Fiber <input type="checkbox"/> Foam <input type="checkbox"/> Feather/Fiber Mix <input type="checkbox"/> Feather	Back cushion	<input type="checkbox"/> Fiber <input type="checkbox"/> Foam <input type="checkbox"/> Feather/Fiber Mix <input type="checkbox"/> Feather
	COMFORT	Standard Comfort <input checked="" type="checkbox"/>	Firm Comfort <input type="checkbox"/>				
	FUNCTION	Bed <input type="checkbox"/>	Electric motion <input type="checkbox"/>	Motion <input type="checkbox"/>	Recliner <input type="checkbox"/>	Sliding <input type="checkbox"/>	
	VISUAL APPEARANCE*	Low <input type="checkbox"/>	Medium <input type="checkbox"/>	High <input checked="" type="checkbox"/>			
	LEGS	Wood <input type="checkbox"/>	Metal <input checked="" type="checkbox"/>	Upholstered <input type="checkbox"/>	Plastic <input type="checkbox"/>	Castors <input type="checkbox"/>	

VISUAL APPEARANCE

The product may reveal various wrinkles due to the combination of Elasticity of the covering, characteristics of the interior construction and the design of the product.



Products with Visual Appearance listed as High or Medium would require higher degree of care, where seats and back cushions may require fluffing and plumping more often than Products with Visual Appearance listed as Low.

NOTES

- Available in leather (TG only) or fabric.
- The bed is completed with a bench (version 539) available in the same coverings enabled for the bed.
- Bed with split mesh in different sizes.
- MESH DIMENSION:
 - Vers. L11: 160 x 200 cm (63 x 79 inch)
 - Vers. L12: 180 x 200 cm (71 x 79 inch)
 - Vers. L13: 153 x 203 cm (61 x 81 inch)
 - Vers. L14: 193 x 203 cm (77 x 81 inch)
- Metal legs available with matt black 79 or glossy white 72 finishing

NOTES



■ Vers. L12

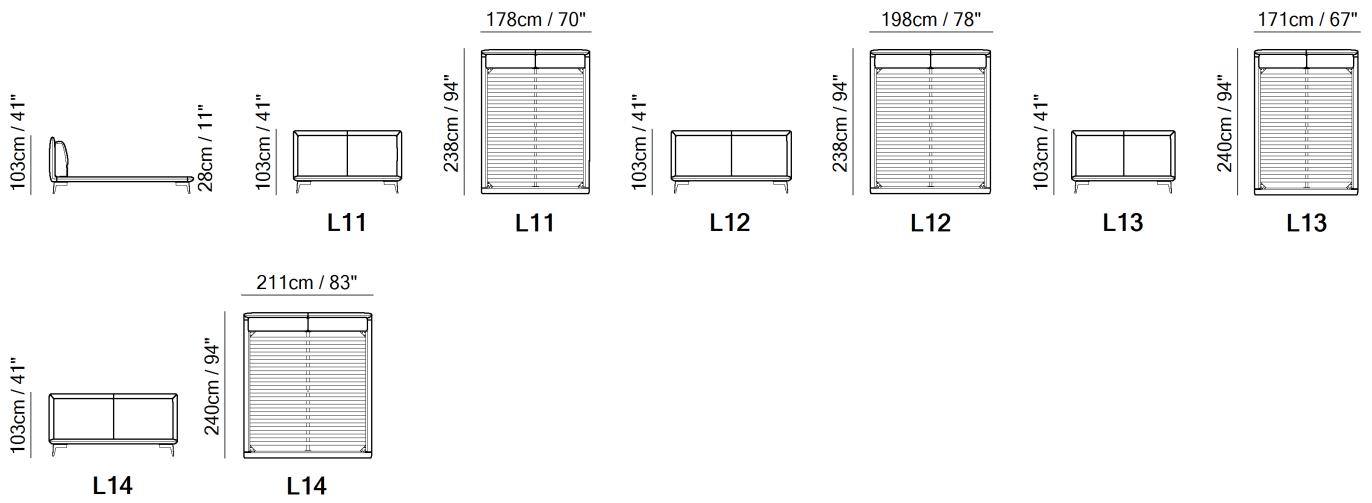


■ Vers. L12









■ Vers. L12

SCHEMATICS



TECHNICAL INFORMATION

	COVERING	Leather <input checked="" type="checkbox"/>	Soft Cover <input checked="" type="checkbox"/>				
	FILLING	Arms	<input type="checkbox"/> Fiber <input type="checkbox"/> Foam <input type="checkbox"/> Feather/Fiber Mix <input type="checkbox"/> Feather	Seat cushion	<input type="checkbox"/> Fiber <input type="checkbox"/> Foam <input type="checkbox"/> Feather/Fiber Mix <input type="checkbox"/> Feather	Back cushion	<input type="checkbox"/> Fiber <input type="checkbox"/> Foam <input type="checkbox"/> Feather/Fiber Mix <input type="checkbox"/> Feather
	COMFORT	Firm Comfort <input type="checkbox"/>	Standard Comfort <input checked="" type="checkbox"/>				
	FUNCTION	Bed <input type="checkbox"/>	Electric motion <input type="checkbox"/>	Motion <input type="checkbox"/>	Recliner <input type="checkbox"/>	Sliding <input type="checkbox"/>	
	VISUAL APPEARANCE*	Low <input type="checkbox"/>	Medium <input type="checkbox"/>	High <input checked="" type="checkbox"/>			
	LEGS	Metal <input checked="" type="checkbox"/>	Wood <input type="checkbox"/>	Castors <input type="checkbox"/>	Plastic <input type="checkbox"/>	Upholstered <input type="checkbox"/>	

VISUAL APPEARANCE

The product may reveal various wrinkles due to the combination of Elasticity of the covering, characteristics of the interior construction and the design of the product.



Products with Visual Appearance listed as High or Medium would require higher degree of care, where seats and back cushions may require fluffing and plumping more often than Products with Visual Appearance listed as Low.

NOTES

- Available in leather (TG only) or fabric.
- MESH DIMENSION:
- Vers. L11: 160 x 200 cm (63 x 79 inch)
- Vers. L12: 180 x 200 cm (71 x 79 inch)
- Vers. L13: 153 x 203 cm (61 x 81 inch)
- Vers. L14: 193 x 203 cm (77 x 81 inch)
- Feet available in metal finishing 79 (Matte Black)

NOTES



■ Vers. L12

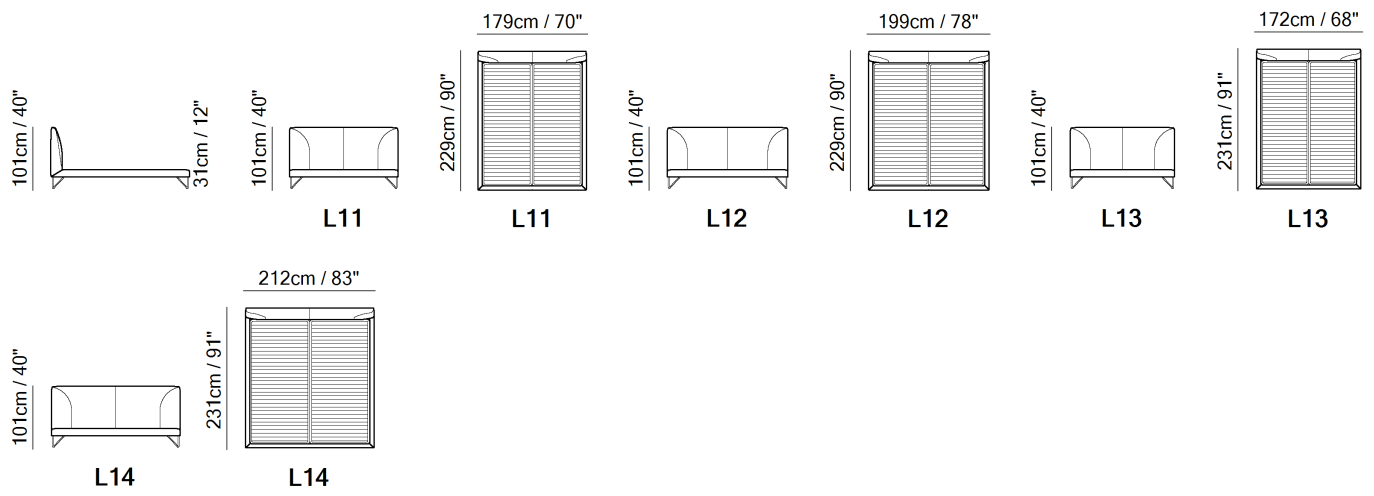


■ Vers. L12









■ Vers. L12

SCHEMATICS



TECHNICAL INFORMATION

	COVERING	Leather <input checked="" type="checkbox"/>	Soft Cover <input checked="" type="checkbox"/>				
	FILLING	Arms	<input type="checkbox"/> Fiber <input type="checkbox"/> Foam <input type="checkbox"/> Feather/Fiber Mix <input type="checkbox"/> Feather	Seat cushion	<input type="checkbox"/> Fiber <input type="checkbox"/> Foam <input type="checkbox"/> Feather/Fiber Mix <input type="checkbox"/> Feather	Back cushion	<input type="checkbox"/> Fiber <input type="checkbox"/> Foam <input type="checkbox"/> Feather/Fiber Mix <input type="checkbox"/> Feather
	COMFORT	Standard Comfort <input checked="" type="checkbox"/>	Firm Comfort <input type="checkbox"/>				
	FUNCTION	Bed <input type="checkbox"/>	Electric motion <input type="checkbox"/>	Motion <input type="checkbox"/>	Recliner <input type="checkbox"/>	Sliding <input type="checkbox"/>	
	VISUAL APPEARANCE*	Low <input checked="" type="checkbox"/>	Medium <input type="checkbox"/>	High <input type="checkbox"/>			
	LEGS	Wood <input type="checkbox"/>	Metal <input checked="" type="checkbox"/>	Upholstered <input type="checkbox"/>	Plastic <input type="checkbox"/>	Castors <input type="checkbox"/>	

VISUAL APPEARANCE

The product may reveal various wrinkles due to the combination of Elasticity of the covering, characteristics of the interior construction and the design of the product.



Products with Visual Appearance listed as High or Medium would require higher degree of care, where seats and back cushions may require fluffing and plumping more often than Products with Visual Appearance listed as Low.

NOTES

- Available in leather (TG only) or fabric.
- Bed with split mesh in different sizes.
- MESH DIMENSION:
 - Vers. L11: 160 x 200 cm (63 x 79 inch)
 - Vers. L12: 180 x 200 cm (71 x 79 inch)
 - Vers. L13: 153 x 203 cm (61 x 81 inch)
 - Vers. L14: 193 x 203 cm (77 x 81 inch)
- Feet available in metal finishing 79 (Matte Black)

NOTES



■ Vers. L12



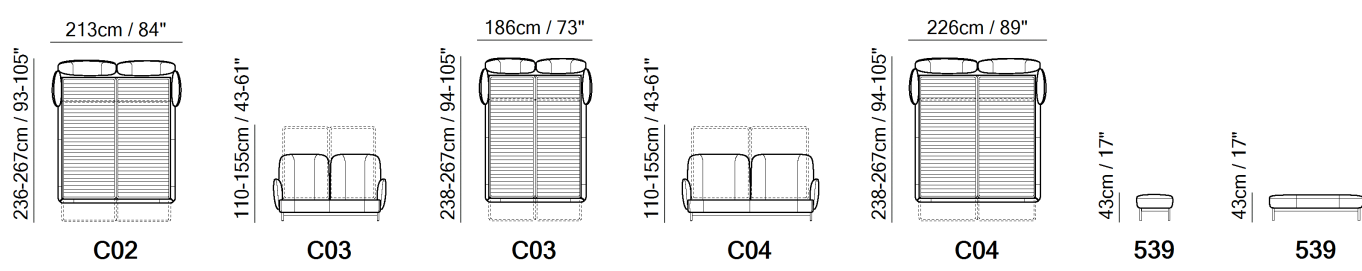
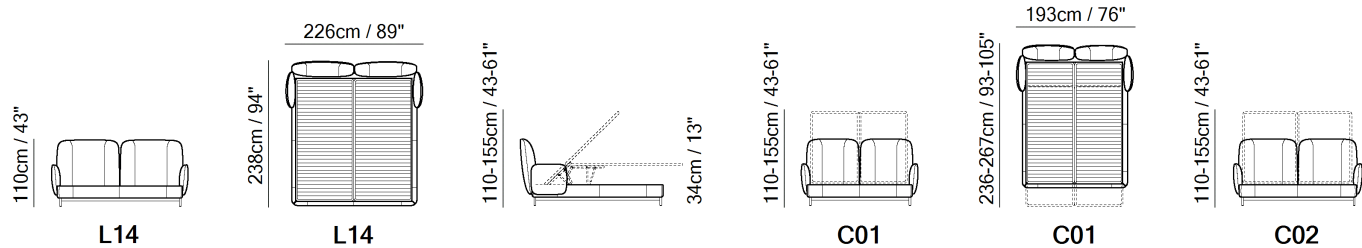
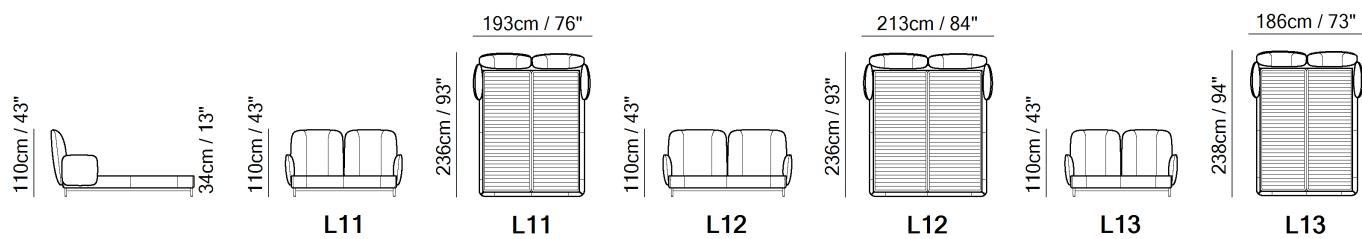
■ Vers. 828+C02+828









■ Vers. 828+C02+828+539



SCHEMATICS



TECHNICAL INFORMATION

	COVERING	Leather <input checked="" type="checkbox"/>	Soft Cover <input checked="" type="checkbox"/>				
	FILLING	Arms	<input type="checkbox"/> Fiber <input type="checkbox"/> Foam <input type="checkbox"/> Feather/Fiber Mix <input type="checkbox"/> Feather	Seat cushion	<input type="checkbox"/> Fiber <input type="checkbox"/> Foam <input type="checkbox"/> Feather/Fiber Mix <input type="checkbox"/> Feather	Back cushion	<input type="checkbox"/> Fiber <input type="checkbox"/> Foam <input type="checkbox"/> Feather/Fiber Mix <input type="checkbox"/> Feather
	COMFORT	Firm Comfort <input type="checkbox"/>	Standard Comfort <input checked="" type="checkbox"/>				
	FUNCTION	Bed <input type="checkbox"/>	Electric motion <input type="checkbox"/>	Motion <input type="checkbox"/>	Recliner <input type="checkbox"/>	Sliding <input type="checkbox"/>	
	VISUAL APPEARANCE*	Low <input checked="" type="checkbox"/>	Medium <input type="checkbox"/>	High <input type="checkbox"/>			
	LEGS	Metal <input checked="" type="checkbox"/>	Wood <input type="checkbox"/>	Castors <input type="checkbox"/>	Plastic <input type="checkbox"/>	Upholstered <input type="checkbox"/>	

VISUAL APPEARANCE

The product may reveal various wrinkles due to the combination of Elasticity of the covering, characteristics of the interior construction and the design of the product.



Products with Visual Appearance listed as High or Medium would require higher degree of care, where seats and back cushions may require fluffing and plumping more often than Products with Visual Appearance listed as Low.

NOTES

- Available in leather (TG only) or fabric.
- The bed is completed with a bench (version 539) available in the same coverings enabled for the bed.
- Optional side table with swivel top to order with version code 828 and to be connected to the metal base of the bed. It is available in one finishing only: matt black for the leg and white glass for the top. Please use XX for category and XXX for cover code during order entry.
- Double movement mechanism to re-position the mesh: horizontal (to easily reposition the linen) or 45° position (for a practical storage solution)
- Bed with split mesh in different sizes.
- Bed with storage option (vers. C0..)
- MESH DIMENSION:
 - Vers. C01/L11: 160 x 200 cm (63 x 79 inch)
 - Vers. C02/L12: 180 x 200 cm (71 x 79 inch)
 - Vers. C03/L13: 153 x 203 cm (61 x 81 inch)
 - Vers. C04/L14: 193 x 203 cm (77 x 81 inch)
- Feet available in metal finishing 79 (Matte Black)

NOTES



■ Vers. L12

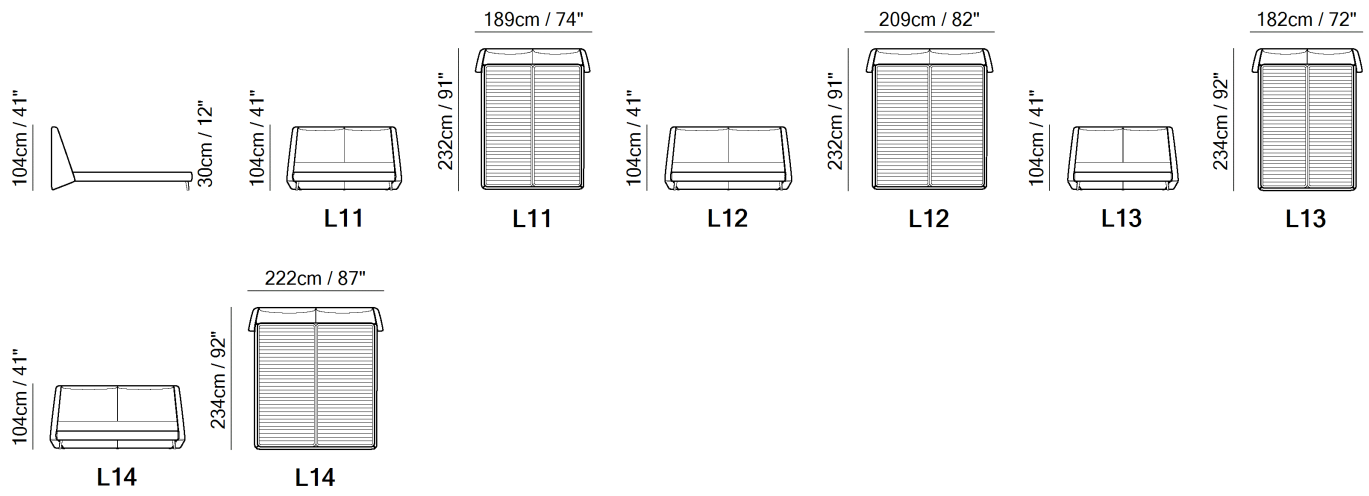


■ Vers. L12









■ Vers. L12

SCHEMATICS



TECHNICAL INFORMATION

	COVERING	Leather <input checked="" type="checkbox"/>	Soft Cover <input checked="" type="checkbox"/>				
	FILLING	Arms	<input type="checkbox"/> Fiber <input type="checkbox"/> Foam <input type="checkbox"/> Feather/Fiber Mix <input type="checkbox"/> Feather	Seat cushion	<input type="checkbox"/> Fiber <input type="checkbox"/> Foam <input type="checkbox"/> Feather/Fiber Mix <input type="checkbox"/> Feather	Back cushion	<input type="checkbox"/> Fiber <input type="checkbox"/> Foam <input type="checkbox"/> Feather/Fiber Mix <input type="checkbox"/> Feather
	COMFORT	Standard Comfort <input checked="" type="checkbox"/>	Firm Comfort <input type="checkbox"/>				
	FUNCTION	Bed <input type="checkbox"/>	Electric motion <input type="checkbox"/>	Motion <input type="checkbox"/>	Recliner <input type="checkbox"/>	Sliding <input type="checkbox"/>	
	VISUAL APPEARANCE*	Low <input checked="" type="checkbox"/>	Medium <input type="checkbox"/>	High <input type="checkbox"/>			
	LEGS	Wood <input type="checkbox"/>	Metal <input type="checkbox"/>	Upholstered <input type="checkbox"/>	Plastic <input type="checkbox"/>	Castors <input type="checkbox"/>	

VISUAL APPEARANCE

The product may reveal various wrinkles due to the combination of Elasticity of the covering, characteristics of the interior construction and the design of the product.



Products with Visual Appearance listed as High or Medium would require higher degree of care, where seats and back cushions may require fluffing and plumping more often than Products with Visual Appearance listed as Low.

NOTES

- Available in leather (TG only) or fabric.
- Bed with split mesh in different sizes.
- MESH DIMENSION:
 - Vers. L11: 160 x 200 cm (63 x 79 inch)
 - Vers. L12: 180 x 200 cm (71 x 79 inch)
 - Vers. L13: 153 x 203 cm (61 x 81 inch)
 - Vers. L14: 193 x 203 cm (77 x 81 inch)
- When in leather: to be ordered in one covering only
- When in fabric: to be ordered in two coverings:
 - 1st covering: frame, front and back panel of the headboard to order in fabric in any color and article of the fabric collection
 - 2nd covering: side panel of the headboard to order in leather in any color of the article Le Mans only or in fabric (same cover code as 1st covering)

NOTES



■ Vers. L52

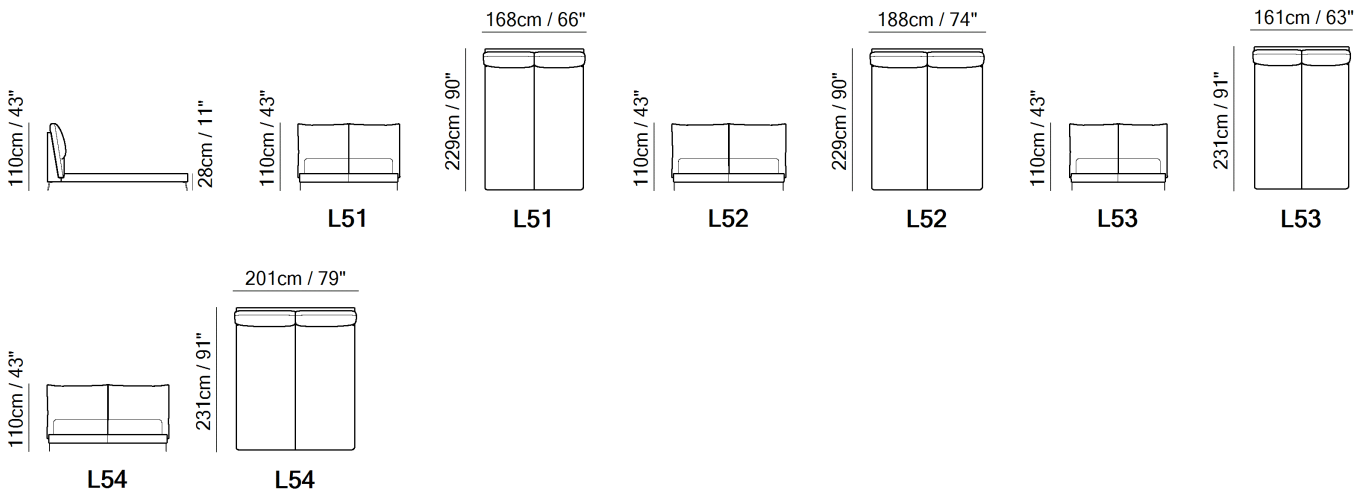


■ Vers. L52









■ Vers. L52

SCHEMATICS



TECHNICAL INFORMATION

	COVERING	Leather <input checked="" type="checkbox"/>	Soft Cover <input checked="" type="checkbox"/>				
	FILLING	Arms	<input type="checkbox"/> Fiber <input type="checkbox"/> Foam <input type="checkbox"/> Feather/Fiber Mix <input type="checkbox"/> Feather	Seat cushion	<input type="checkbox"/> Fiber <input type="checkbox"/> Foam <input type="checkbox"/> Feather/Fiber Mix <input type="checkbox"/> Feather	Back cushion	<input type="checkbox"/> Fiber <input type="checkbox"/> Foam <input type="checkbox"/> Feather/Fiber Mix <input type="checkbox"/> Feather
	COMFORT	Firm Comfort <input type="checkbox"/>	Standard Comfort <input checked="" type="checkbox"/>				
	FUNCTION	Bed <input type="checkbox"/>	Electric motion <input type="checkbox"/>	Motion <input type="checkbox"/>	Recliner <input type="checkbox"/>	Sliding <input type="checkbox"/>	
	VISUAL APPEARANCE*	Low <input checked="" type="checkbox"/>	Medium <input type="checkbox"/>	High <input type="checkbox"/>			
	LEGS	Metal <input checked="" type="checkbox"/>	Wood <input type="checkbox"/>	Castors <input type="checkbox"/>	Plastic <input type="checkbox"/>	Upholstered <input type="checkbox"/>	

VISUAL APPEARANCE

The product may reveal various wrinkles due to the combination of Elasticity of the covering, characteristics of the interior construction and the design of the product.



Products with Visual Appearance listed as High or Medium would require higher degree of care, where seats and back cushions may require fluffing and plumping more often than Products with Visual Appearance listed as Low.

NOTES

- Available in leather (TG only) or fabric.
- Bed with wooden panel in different sizes.
- Wood Panel Dimensions:
- Vers L51: bed wood with base panel 160x200
- Vers L52: bed wood with base panel 180x200
- Vers L53: bed wood with base panel 152X200
- Vers L54: bed wood with base panel 193x200
- Feet available in metal finishing 79 (Matte Black)

NOTES



■ Vers. L12

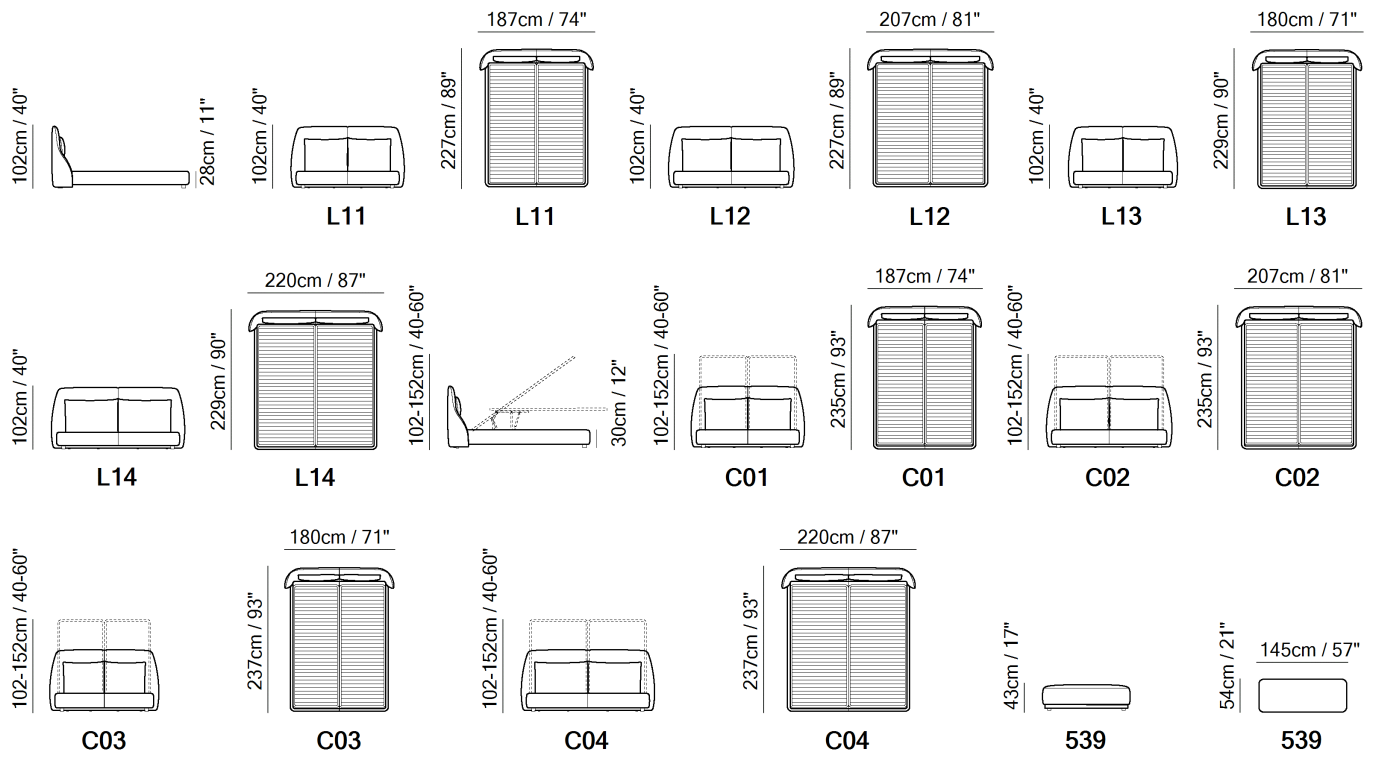


■ Vers. L12+539









■ Vers. C02

SCHEMATICS



TECHNICAL INFORMATION

	COVERING	Mix <input checked="" type="checkbox"/>	Leather <input checked="" type="checkbox"/>	Soft Cover <input checked="" type="checkbox"/>		
	FILLING	Arms	<input type="checkbox"/> Fiber <input type="checkbox"/> Foam <input type="checkbox"/> Feather/Fiber Mix <input type="checkbox"/> Feather	Seat cushion	<input type="checkbox"/> Fiber <input type="checkbox"/> Foam <input type="checkbox"/> Feather/Fiber Mix <input type="checkbox"/> Feather	Back cushion <input type="checkbox"/> Fiber <input type="checkbox"/> Foam <input type="checkbox"/> Feather/Fiber Mix <input type="checkbox"/> Feather
	COMFORT	Standard Comfort <input checked="" type="checkbox"/>	Firm Comfort <input type="checkbox"/>			
	FUNCTION	Bed <input type="checkbox"/>	Electric motion <input type="checkbox"/>	Motion <input type="checkbox"/>	Recliner <input type="checkbox"/>	Sliding <input type="checkbox"/>
	VISUAL APPEARANCE*	Low <input checked="" type="checkbox"/>	Medium <input type="checkbox"/>	High <input type="checkbox"/>		
	LEGS	Wood <input type="checkbox"/>	Metal <input type="checkbox"/>	Upholstered <input type="checkbox"/>	Plastic <input type="checkbox"/>	Castors <input type="checkbox"/>

VISUAL APPEARANCE

The product may reveal various wrinkles due to the combination of Elasticity of the covering, characteristics of the interior construction and the design of the product.



Products with Visual Appearance listed as High or Medium would require higher degree of care, where seats and back cushions may require fluffing and plumping more often than Products with Visual Appearance listed as Low.

NOTES

- Available in leather (TG only), fabric and mix
- Leather/Fabric MIX CATEGORIES are based on the STARTING PRICE CATEGORY OF LEATHER combined with fabric = cat. 1A (cat.A0 /10 + fabric) - 1B (cat.15 + fabric) - 2A (cat. 20 ...) - 2B (cat. 25 ...) - 3A (cat. 30 ...)
- The bed is completed with a bench (version 539) available in the same coverings enabled for the bed.
- Bed with split mesh in different sizes.
- MESH DIMENSION:
 - Vers. L11: 160 x 200 cm (63 x 79 inch)
 - Vers. L12: 180 x 200 cm (71 x 79 inch)
 - Vers. L13: 153 x 203 cm (61 x 81 inch)
 - Vers. L14: 193 x 203 cm (77 x 81 inch)
- LEATHER-FABRIC MIX:
 - 1° Cov. (Leather): frame and front panel of the headboard in leather
 - 2° Cov. (Fabric): back panel of the headboard

NOTES



■ Vers. L12

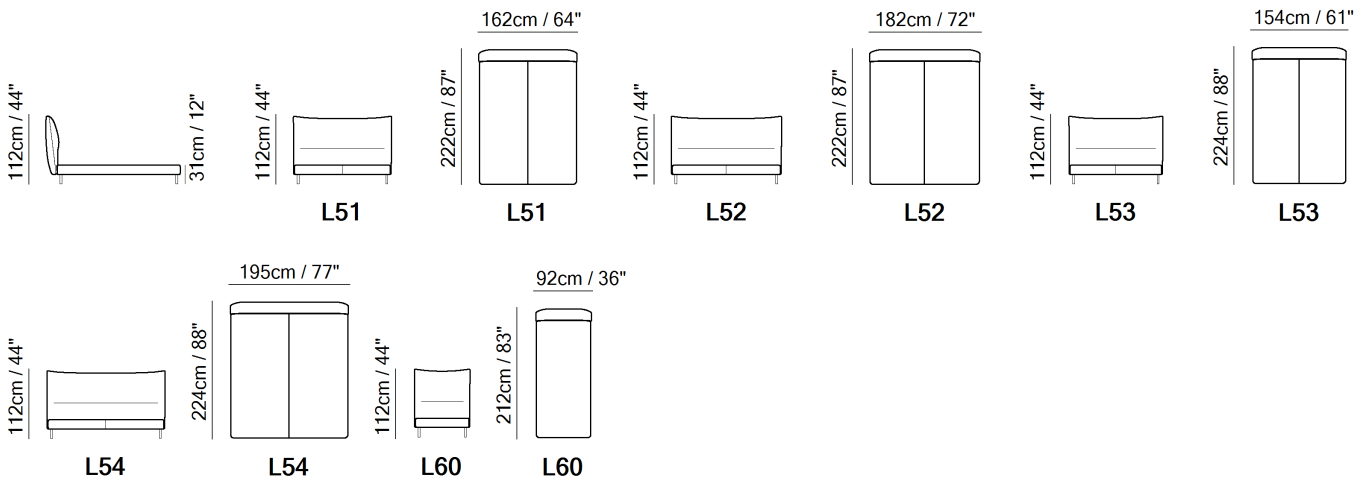


■ Vers. L12









■ Vers. L12

SCHEMATICS



TECHNICAL INFORMATION

	COVERING	Mix <input checked="" type="checkbox"/>	Leather <input checked="" type="checkbox"/>	Soft Cover <input checked="" type="checkbox"/>		
	FILLING	Arms	<input type="checkbox"/> Fiber <input type="checkbox"/> Foam <input type="checkbox"/> Feather/Fiber Mix <input type="checkbox"/> Feather	Seat cushion	<input type="checkbox"/> Fiber <input type="checkbox"/> Foam <input type="checkbox"/> Feather/Fiber Mix <input type="checkbox"/> Feather	Back cushion <input type="checkbox"/> Fiber <input type="checkbox"/> Foam <input type="checkbox"/> Feather/Fiber Mix <input type="checkbox"/> Feather
	COMFORT	Firm Comfort <input type="checkbox"/>	Standard Comfort <input checked="" type="checkbox"/>			
	FUNCTION	Bed <input type="checkbox"/>	Electric motion <input type="checkbox"/>	Motion <input type="checkbox"/>	Recliner <input type="checkbox"/>	Sliding <input type="checkbox"/>
	VISUAL APPEARANCE*	Low <input checked="" type="checkbox"/>	Medium <input type="checkbox"/>	High <input type="checkbox"/>		
	LEGS	Metal <input checked="" type="checkbox"/>	Wood <input type="checkbox"/>	Castors <input type="checkbox"/>	Plastic <input type="checkbox"/>	Upholstered <input type="checkbox"/>

VISUAL APPEARANCE

The product may reveal various wrinkles due to the combination of Elasticity of the covering, characteristics of the interior construction and the design of the product.



Products with Visual Appearance listed as High or Medium would require higher degree of care, where seats and back cushions may require fluffing and plumping more often than Products with Visual Appearance listed as Low.

NOTES

- Available in leather (TG only) or fabric.
- When the model is ordered in leather-fabric mix, back side of the headboard is in fabric.
- Bed with wooden panel in different sizes.
- Wood Panel Dimensions:
- Vers L51: bed wood with base panel 160x200
- Vers L52: bed wood with base panel 180x200
- Vers L53: bed wood with base panel 152X200
- Vers L54: bed wood with base panel 193x200
- Feet available in metal finishing 78 (Black Chrome)

NOTES
